

# Noticias News Nouvelles

Volume 7 Issue 5

September, 2001

University of Toronto Maternal, Infant and Reproductive Health Research Unit  
at The Centre for Research in Women's Health

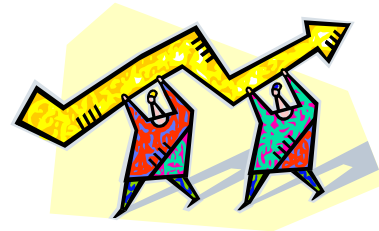
Suite 726 790 Bay Street Toronto ON CANADA M5G 1N8

tel: 1 416 351 3787 fax: 1 416 351 8131 email: laurie.kilburn@swchsc.on.ca website: www.utoronto.ca/breech

## **Term Breech Trial 2 Year Follow-Up Continues!**

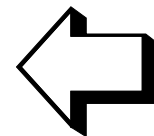
Although the follow-up is now completed for more than half of our sample, we still must continue to follow many more women over the next 2 years.

***Let's work together to keep our follow-up above the 80% level!***



### ***Follow up Rates to Date:***


	<b>Total # Recruited</b>	<b>Total # Followed-up</b>	<b>Follow-up Rate</b>
1997	147	120	<b>82% !!</b>
1998	432	344*	<b>80%* !!</b>



*\*There are only 16 patients with outstanding data for 1998 - if your centre has outstanding data, please send it in as soon as possible!*

# Thank You!

We would like to offer a sincere thanks to everyone involved in the follow-up portion of the TBT for your hard work, dedication and continued commitment. We realize that it can be difficult to maintain enthusiasm for a long trial and we appreciate your persistence and help in answering this important research question - without you it wouldn't be possible!



## Other Work In Progress -

### i. TBT Economic Analysis - Survey:

A big thanks to everyone who sent in their survey for the TBT economic analysis. We have received surveys from a total of **79 centres!** The results are very interesting and we are considering submitting them for publication. We will provide you with more details as soon as we can!

### ii. TBT 3 month Follow-up:

The results of the 3 month follow-up portion of the TBT have been submitted and are currently under review by The Lancet. We are waiting to hear back from them and will keep you posted!

## Questions & Answers

### Your Question ...

“How do I cite the Term Breech Trial publication in my curriculum vitae?”




### Our Reply ...

You can use the following format when citing the Lancet 2000 publication of the TBT trial. We have used Dr. Renato Natale as the example (this format would also apply for any future publications that might arise from the Term Breech Trial).

**Hannah ME, Hannah WJ, Hewson S, Hodnett E, Saigal S, Willan A, for the Term Breech Trial Collaborative Group (including Renato Natale, Centre Investigator) Planned caesarean section versus planned vaginal birth for breech presentation at term: a randomised multicentre trial. The Lancet 2000; 356: 1375-83.**

# 2 Year Follow-Up Tables -



The Status of the Term Breech Trial 2 year Follow-up is displayed in the following tables. Centres are listed according to the total number of recruits by Country (Table I), and by Centre (Table II). See below for the number of follow-up's performed by your centre!

## I. Follow-Up Status by Country:

Follow Up → Status	Completed:			In Progress:						Totals to Date:	
	1997			1998		1999		2000		# Recruited	# Complete Follow-up
COUNTRY	# Recruited	# Complete Follow-up	Follow-up Rate (%)	# Recruited	# Complete Follow-up	# Recruited	# Complete Follow-up	# Recruited	# Complete Follow-up		
CANADA	53	46	87%	77	55	50	21	20		200	122
ARGENTINA	13	12	92%	72	67	68	26	21		174	105
JORDAN	1	1	100%	44	43	83	46	44		172	90
UK	35	28	80%	54	40	49	27	16		154	95
AUSTRALIA	5	4	80%	50	32	31	3	9		95	39
ISRAEL	15	12	80%	23	21	18	9	2		58	42
BRAZIL	1	1	100%	27	21	23	2	2		53	24
PAKISTAN	7	6	86%	14	13	26	12	-	-	47	31
ROMANIA				2		38	2	-	-	40	2
NETHERLANDS				8	8	15	6	12		35	14
POLAND	1	1	100%	12	9	18	3	2		33	13
USA	4	0	0%	15	7	8	2	5		32	9
PORTUGAL				11	11	13	6	3		27	17
CHILE	7	7	100%	6	5	4	3	4		21	15
SWITZERLAND	3	2	67%	11	8	3	1	2		19	11
GERMANY	1	0	0%	5	3	5	1	-	-	11	4
NEW ZEALAND				1	1	-	-	-	-	1	1
DENMARK	1	0	0%	-	-	-	-	-	-	1	-
<b>Totals:</b>	147	120	82%	432	344	452	170	142		1173	634

(shaded area is prior to recruitment)

## II. Follow-up Status by Center:

(shaded area is prior  
to recruitment)

1997			1998		1999		2000	Totals:	
# Recruited	# Complete Follow-up	Follow-up Rate (%)	# Recruited	# Complete Follow-up	# Recruited	# Complete Follow-up	# Recruited	# Recruited	# Complete Follow-up

<b>CANADA</b>										
Riverside, Ottawa	19	17	89%	16	16	3	2	-	38	35
St Joseph's, London	7	7	100%	3	3	6		1	17	10
Guelph General	8	7	88%	4		4	1	-	16	8
St Boniface, Winnipeg	4	4	100%	3	3	5	3	1	13	10
SWCHSC, Toronto	6	5	83%	3	2	1	1	1	11	8
Ottawa General	1	1	100%	1	1	7	1	2	11	3
St Joseph's, Hamilton				5	4	4	2	2	11	6
Grey Nuns', Edmonton				6	5	4	2	-	10	7
Misericordia, Edmonton				8	1	1		-	9	1
BC Women's, Vancouver	1	0	0%	4	2	2		2	9	2
Regina General	1	1	100%	3	3	2	1	2	8	5
Foothills, Calgary				6	6	-	-	1	7	6
Kingston General				5	4	1	1	-	6	5
York County, Newmarket				2	1	3	2	1	6	3
CUSE (Fleurimont), Sherbrooke						3	3	2	5	3
Centenary Health, Scarborough	3	2	67%	1		1		-	5	2
Ottawa Civic								5	5	
Royal Victoria, Barrie	1	1	100%	2	2	-	-	-	3	3
Royal Alexandra, Edmonton				1	1	2	2	-	3	3
Trillium Health, Mississauga	1	0	0%	2		-	-	-	3	
IWK-Grace, Halifax	1	1	100%	1	1	-	-	-	2	2
Montfort, Ottawa				1		-	-	-	1	
Brantford General						1		-	1	
<b>ARGENTINA</b>										
LC Lagomaggiore, Mendoza				58	54	43	20	20	121	74
Maternidad "Martin", Rosario	7	6	86%	9	8	9	1	-	25	15
Prof A Posadas, Buenos Aires						12	1	1	13	1
Ramos Mejia, Buenos Aires				5	5	4	4	-	9	9
Antartida Private, Buenos Aires	6	6	100%	-	-	-	-	-	6	6
<b>JORDAN</b>										
Princess Badeea, Irbid	1	1	100%	33	33	60	38	30	124	72
Islamic, Amman				11	10	23	8	14	48	18
<b>UK</b>										
Treliske, Truro	5	5	100%	16	15	21	15	3	45	35
Arrow Park, Wirral	6	5	83%	8	4	5	1	4	23	10
Liverpool Women's	7	6	86%	5	5	5	4	2	19	15
Leeds General Infirmary	7	6	86%	5	3	3	1	-	15	10
Peterborough Maternity Unit	3	2	67%	3		2		1	9	2
Pilgrim, Boston				2	2	5	2	1	8	4
Ormskirk General				6	5	1	1	-	7	6
Friarage, Northallerton	3	2	67%	2	2	-	-	-	5	4
Royal United, Bath				2	2	2	1	1	5	3
N. Staffordshire, Stoke on Trent				1	1	2	2	-	3	3
St. John's, Chelmsford				3		-	-	-	3	
Sunderland Royal						2		1	3	
Northern General, Sheffield				1	1	-	-	1	2	1
Ipswich Hospital NHS Trust	2	1	50%	-	-	-	-	-	2	1
Royal, Chesterfield								2	2	
St James's University, Leeds	1	1	100%	-	-	-	-	-	1	1
Rutherglen Maternity, Glasgow	1	0	0%	-	-	-	-	-	1	
Princess of Wales, Grimsby						1		-	1	

(shaded area is prior to recruitment)

	1997			1998		1999		2000	Totals:	
	# Recruited	# Complete Follow-up	Follow-up Rate (%)	# Recruited	# Complete Follow-up	# Recruited	# Complete Follow-up	# Recruited	# Recruited	# Complete Follow-up
<b>AUSTRALIA</b>										
King George V, Sydney	2	1	50%	6	5	15	2	6	29	8
Caroline Chisholm, Liverpool				20	12	6		-	26	12
Logan, Meadowbrook				10	2	4		-	14	2
St George, Sydney	2	2	100%	6	6	1		-	9	8
Mona Vale				3	3	4	1	2	9	4
Women & Children's, Adelaide	1	1	100%	1		1		1	4	1
Gosford				3	3	-	-	-	3	3
Mater Misericordiae, Brisbane				1	1	-	-	-	1	1
<b>ISRAEL</b>										
Ma'ayne Hayeshua, BeneBeraq	8	8	100%	10	10	5	2	1	24	20
Bnai-Zion, Haifa				5	5	5	4	-	10	9
Meir, Kfar Saba	5	4	80%	1	1	2	1	-	8	6
Soroka, Beer Sheba				3	3	4	1	1	8	4
Poriya, Tiberias	2	0	0%	4	2	-	-	-	6	2
Hadassah Ein Karem, Jerusalem						2	1	-	2	1
<b>BRAZIL</b>										
ISCOMPA, Porto Alegre				18	12	3	1	-	21	13
Materno Infantil, Goiânia	1	1	100%	9	9	7	1	1	18	11
IMI Pernambuco, Recife						13		1	14	
<b>PAKISTAN</b>										
Civil (Unit1), Karachi				12	12	26	12	-	38	24
Aga Khan University, Karachi	7	6	86%	2	1	-	-	-	9	7
<b>ROMANIA</b>										
IOMC-Polizu, Bucharest				2		38	2	-	40	2
<b>THE NETHERLANDS</b>										
Atrium Medical Center, Heerlen				8	8	15	6	12	35	14
<b>POLAND</b>										
NRI of Mother & Child, Warsaw				6	5	5	1	1	12	6
Polish Mothers Memorial, Lodz				3	1	8		-	11	1
University of Gdansk	1	1	100%	3	3	5	2	1	10	6
<b>USA</b>										
Boston Medical Center				3	1	4		2	9	1
Hutzel, Detroit				2	1	3	1	2	7	2
St. John's Mercy, St. Louis	4	0	0%	3	1	-	-	-	7	1
Univ Iowa, Iowa City				3	2	1	1	-	4	3
Univ Michigan, Ann Arbor				3	2	-	-	-	3	2
Harbor, Baltimore				1		-	-	1	2	
<b>PORTUGAL</b>										
Distrital, Faro				11	11	13	6	3	27	17
<b>CHILE</b>										
Universidad Catolica, Santiago	7	7	100%	6	5	4	3	4	21	15
<b>SWITZERLAND</b>										
Hôpitaux Universitaires, Geneva	3	2	67%	8	7	2	1	2	15	10
Regionalspital, Biel				3	1	1		-	4	1
<b>GERMANY</b>										
Ludwig Maximilians, Munich				5	3	5	1	-	10	4
University, Bonn	1	0	0%	-	-	-	-	-	1	
<b>NEW ZEALAND</b>										
Queen Mary Maternity, Dunedin				1	1	-	-	-	1	1
<b>DENMARK</b>										
Glostrup County	1	0	0%	-	-	-	-	-	1	