

Noticias NEWS Nouvelles


Volume 8 Issue 7

December 2002

University of Toronto Maternal, Infant and Reproductive Health Research Unit
at The Centre for Research in Women's Health

790 Bay Street Toronto ON CANADA M5G 1N8

Tel: 1 416 351 3776 Fax: 1 416 351 8131 email: sheila.hewson@utoronto.ca website: www.utoronto.ca/breech



**2 year Follow-up Rate:
81% overall !!**

*Congratulations and thank you to everyone
who has worked so hard to get us to this point.*

*We know that there are a few remaining follow-up items still to come,
and we look forward to receiving them as soon as possible.*


*Invitations will be in the mail in the
next few weeks for the*

TBT Follow-up Meeting

which is planned for


May 30 to June 1, 2003.

We hope to see many of you there.



*Meanwhile, our warmest wishes for
a safe and happy New Year.*

2 Year Follow-Up Tables



The Status of the Term Breech Trial 2 year Follow-up as of December 2, 2002 is displayed in the following tables. Centres are listed according to the total number of recruits by Country (Table I), and by Centre (Table II). See below for the number of follow-ups performed by your centre.

I. Follow-Up Status by Country:

<i>Follow-up Status</i>	1997		1998		1999		2000		<i>Totals to date</i>		
COUNTRY	# Recruited	# Complete Follow-up	# Recruited	# Complete Follow-up	# Recruited	# Complete Follow-up	# Recruited	# Complete Follow-up	# Recruited	# Complete Follow-up	Follow-up Rate
CANADA	53	47	77	56	50	36	20	18	200	157	79%
ARGENTINA	13	12	72	67	68	64	21	18	174	161	93%
JORDAN	1	1	44	43	83	78	44	44	172	166	97%
UK	35	28	54	41	49	44	16	14	154	127	82%
AUSTRALIA	5	4	50	33	31	17	9	6	95	60	63%
ISRAEL	15	12	23	21	18	16	2	1	58	50	86%
BRAZIL	1	1	27	21	10	6	1	1	39	29	74%
PAKISTAN	7	6	14	13	26	24	-	-	47	43	91%
ROMANIA			2	0	38	13	-	-	40	13	33%
NETHERLANDS			8	8	15	15	12	11	35	34	97%
POLAND	1	1	12	10	18	9	2	2	33	22	67%
USA	4	0	15	7	8	4	5	3	32	14	44%
PORTUGAL			11	11	13	13	3	3	27	27	100%
CHILE	7	7	6	5	4	4	4	4	21	20	95%
SWITZERLAND	3	2	11	9	3	2	2	1	19	14	74%
GERMANY	1	0	5	3	5	1	-	-	11	4	36%
NEW ZEALAND			1	1	-	-	-	-	1	1	100%
DENMARK	1	0	-	-	-	-	-	-	1	-	-
Totals:	147	121	432	349	439	346	141	126	1159	942	81%

(shaded area is prior to recruitment)

II. Follow-up Status by Center

(shaded area is prior to recruitment)

	1997		1998		1999		2000		Totals		
	# Recruited	# Completed	# Recruited	# Completed	# Recruited	# Completed	# Recruited	# Completed	# Recruited	# Completed	Follow-up Rate
CANADA											
Riverside, Ottawa	19	17	16	16	3	2	-		38	35	92%
St Joseph's, London	7	7	3	3	6	1	1	1	17	12	71%
Guelph General	8	8	4	1	4	3	-		16	12	75%
St Boniface, Winnipeg	4	4	3	3	5	4	1	1	13	12	92%
SWCHSC, Toronto	6	5	3	2	1	1	1	1	11	9	82%
Ottawa General	1	1	1	1	7	7	2	2	11	11	100%
St Joseph's, Hamilton			5	4	4	2	2	2	11	8	73%
Grey Nuns', Edmonton			6	5	4	3	-		10	8	80%
Misericordia, Edmonton			8	1	1		-		9	1	11%
BC Women's, Vancouver	1	0	4	2	2	2	2	1	9	5	56%
Regina General	1	1	3	3	2	2	2	2	8	8	100%
Foothills, Calgary			6	6	-	-	1		7	6	86%
Kingston General			5	4	1	1	-		6	5	83%
York County, Newmarket			2	1	3	3	1	1	6	5	83%
CUSE (Fleurimont), Sherbrooke					3	3	2	2	5	5	100%
Centenary Health, Scarborough	3	2	1	0	1		-		5	2	40%
Ottawa Civic							5	5	5	5	100%
Royal Victoria, Barrie	1	1	2	2	-	-	-		3	3	100%
Royal Alexandra, Edmonton			1	1	2	2	-		3	3	100%
Trillium Health, Mississauga	1	0	2	0	-	-	-		3	0	-
IWK-Grace, Halifax	1	1	1	1	-	-	-		2	2	100%
Montfort, Ottawa			1	0	-	-	-		1	0	-
Brantford General					1		-		1	0	-
ARGENTINA											
LC Lagomaggiore, Mendoza			58	54	43	40	20	17	121	111	92%
Maternidad "Martin", Rosario	7	6	9	8	9	8	-		25	22	88%
Prof A Posadas, Buenos Aires					12	12	1	1	13	13	100%
Ramos Mejia, Buenos Aires			5	5	4	4	-		9	9	100%
Antartida Private, Buenos Aires	6	6	-	-	-	-	-		6	6	100%
JORDAN											
Princess Badeea, Irbid	1	1	33	33	60	59	30	30	124	123	99%
Islamic, Amman			11	10	23	19	14	14	48	43	90%
UK											
Treliske, Truro	5	5	16	15	21	21	3	3	45	44	98%
Arrowe Park, Wirral	6	5	8	4	5	5	4	4	23	18	78%
Liverpool Women's	7	6	5	5	5	5	2	2	19	18	95%
Leeds General Infirmary	7	6	5	3	3	1	-		15	10	67%
Peterborough Maternity Unit	3	2	3	0	2		1		9	2	22%
Pilgrim, Boston			2	2	5	4	1	1	8	7	88%
Ormskirk General			6	6	1	1	-		7	7	100%
Friarage, Northallerton	3	2	2	2	-	-	-		5	4	80%
Royal United, Bath			2	2	2	2	1	1	5	5	100%
N. Staffordshire, Stoke on Trent			1	1	2	2	-		3	3	100%
St. John's, Chelmsford			3	0	-	-	-		3	0	-
Sunderland Royal					2	2	1	1	3	3	100%
Northern General, Sheffield			1	1	-	-	1	1	2	2	100%
Ipswich Hospital NHS Trust	2	1	-	-	-	-	-		2	1	50%
Royal, Chesterfield							2	1	2	1	50%
St James's University, Leeds	1	1	-	-	-	-	-		1	1	100%
Rutherglen Maternity, Glasgow	1	0	-	-	-	-	-		1	0	-
Princess of Wales, Grimsby					1	1	-		1	1	100%

(shaded area is prior to recruitment)

	1997		1998		1999		2000		Totals		
	# Recruited	# Completed	# Recruited	# Completed	# Recruited	# Completed	# Recruited	# Completed	# Recruited	# Completed	Follow-up Rate
AUSTRALIA											
King George V, Sydney	2	1	6	6	15	13	6	5	29	25	86%
Caroline Chisholm, Liverpool			20	12	6		-		26	12	46%
Logan, Meadowbrook			10	2	4		-		14	2	14%
St George, Sydney	2	2	6	6	1	1	-		9	9	100%
Mona Vale			3	3	4	3	2	1	9	7	78%
Women & Children's, Adelaide	1	1	1	0	1		1		4	1	25%
Gosford			3	3	-	-	-		3	3	100%
Mater Misericordiae, Brisbane			1	1	-	-	-		1	1	100%
ISRAEL											
Ma'ayne Hayeshua, BeneBeraq	8	8	10	10	5	5	1		24	23	96%
Bnai-Zion, Haifa			5	5	5	5	-		10	10	100%
Meir, Kfar Saba	5	4	1	1	2	1	-		8	6	75%
Soroka, Beer Sheba			3	3	4	3	1	1	8	7	88%
Poriya, Tiberias	2	0	4	2	-	-	-		6	2	33%
Hadassah Ein Karem, Jerusalem					2	2	-		2	2	100%
BRAZIL											
ISCOMPA, Porto Alegre			18	12	3	1	-		21	13	62%
Materno Infantil, Goiânia	1	1	9	9	7	5	1	1	18	16	89%
PAKISTAN											
Civil (Unit1), Karachi			12	12	26	24	-		38	36	95%
Aga Khan University, Karachi	7	6	2	1	-	-	-		9	7	78%
ROMANIA											
IOMC-Polizu, Bucharest			2	0	38	13	-		40	13	33%
THE NETHERLANDS											
Atrium Medical Center, Heerlen			8	8	15	15	12	11	35	34	97%
POLAND											
NRI of Mother & Child, Warsaw			6	6	5	4	1	1	12	11	92%
Polish Mothers Memorial, Lodz			3	1	8		-		11	1	9%
University of Gdansk	1	1	3	3	5	5	1	1	10	10	100%
USA											
Boston Medical Center			3	1	4	1	2	1	9	3	33%
Hutzel, Detroit			2	1	3	2	2	2	7	5	71%
St. John's Mercy, St. Louis	4	0	3	1	-	-	-		7	1	14%
Univ Iowa, Iowa City			3	2	1	1	-		4	3	75%
Univ Michigan, Ann Arbor			3	2	-	-	-		3	2	67%
Harbor, Baltimore			1	0	-	-	1		2	0	-
PORTUGAL											
Distrital, Faro			11	11	13	13	3	3	27	27	100%
Universidad Catolica, Santiago	7	7	6	5	4	4	4	4	21	20	95%
SWITZERLAND											
Hôpitaux Universitaires, Geneva	3	2	8	7	2	2	2	1	15	12	80%
Regionalspital, Biel			3	2	1		-		4	2	50%
GERMANY											
Ludwig Maximilians, Munich			5	3	5	1	-		10	4	40%
University, Bonn	1	0	-	-	-	-	-		1	0	-
NEW ZEALAND											
Queen Mary Maternity, Dunedin			1	1	-	-	-		1	1	100%
DENMARK											
Glostrup County	1	0	-	-	-	-	-		1	0	-