



# BULLETIN

Volume 4 Issue 4

April 2007

Web: [www.utoronto.ca/miru/eecv2](http://www.utoronto.ca/miru/eecv2)

Coordinating Centre,  
University of Toronto MIRU  
90 Bay Street, 7<sup>th</sup> Floor, Toronto ON  
Canada M5G 1N8

FAX: 416-351-3771  
TEL: 416-351-3787  
Email: [eecv2@sw.ca](mailto:eecv2@sw.ca)

**OVERALL TOTAL: 899**  
TOTAL FOR THIS MONTH: 52

We have reached a new monthly high! Keep up the great work!

## Welcome to EECV2!

We are pleased to announce that one more centre has now joined our numbers as an active centre! We now have 65 centres! A very warm welcome goes out to:

- Ms Carol McCormick and Ms Anne Whitchurch at Nottingham City Hospital, Nottingham, UK



## EECV2 Canadian Teleconferences



We would like to thank our Canadian colleagues for their participation in the two teleconferences that were held on April 20<sup>th</sup> and 24<sup>th</sup>. We were very pleased with the contributions from all of our participating centres and will include the recruitment tips that were shared in newsletters over the coming months.



## Recruitment Excellence!

This month we are recognizing centres with their **first** recruit – Congratulations to:



- Dr Peter Scheufler and Ms Donna Reid, Trillium Health Centre, Mississauga, CANADA
- Dr Renato Natale, Dr Ariadna Grigoriu and Ms Marleen Watson, St Joseph's Health Centre, London, CANADA
- Dr Mauro Parra and Ms Susana Quezada, Hospital Clinico Universidad de Chile J.J Aguirre, Santiago, CHILE

**Quote of the Month**

*Most look up and admire the stars. A champion climbs a mountain and grabs one.*

**~ Unknown**

**Recruitment  
(planned enrolment of 1460)  
as of April 30, 2007**

Annual Goal	Dec	Jan -	Jan -	Jul -	Jan	Feb	Mar	Apr	Grand Total
	2004	Dec 2005	Jun 2006	Dec 2006	2007	2007	2007	2007	

**COUNTRY**



AUSTRALIA	54		67	47	57	8	10	8	3	200
CHILE	53		50	44	33	10	5	8	10	160
CANADA	156	1	34	34	34	8	8	9	13	141
THE NETHERLANDS	12		35	32	17	4	9	5	5	107
ISRAEL	68		17	14	16	2		1		50
ARGENTINA	47		11	5	12	4	3	4	5	44
IRELAND	19		11	1	20	2		1		35
JORDAN	14		16	10	2			2	1	31
SPAIN	10		3	9	5		1	2	2	22
USA	35		7	2	4	2	2	1		18
ESTONIA	5			5	10	1			1	17
DENMARK	17						3	7	7	17
UK	23			7	7			1	2	17
GERMANY	9		5	4	4				3	16
EGYPT	20		5	8	2		1			16
POLAND	5			3						3
PORTUGAL	7			3						3
BRAZIL	12			1						1
HUNGARY	7			1						1
<b>Total</b>	<b>573</b>	<b>1</b>	<b>261</b>	<b>230</b>	<b>223</b>	<b>41</b>	<b>42</b>	<b>49</b>	<b>52</b>	<b>899</b>

**CENTRES BY COUNTRY**

(Shaded area is prior to start-up)

**AUSTRALIA**

Box Hill, Box Hill	5		27	15	16	3	3	1		65
Royal Prince Alfred, Sydney	9		9	11	11		1	3	1	36
Ipswich Hospital, Ipswich	5			9	14	2	4	2		31
Toowoomba Base Hospital, Toowoomba	3		18	3	3					24
St George, Sydney	6		8	4	5	3		1	1	22
Royal Women's, Carlton	11		4	2	3			1	1	11
Royal North Shore Hospital, St Leonards	10			3	4		1			8
Townsville Hospital, Townsville	5		1		1		1			3

**CHILE**

Padre Hurtado, Santiago	17		31	21	14	2	4	2	2	76
Clinico San Borja, Santiago	19		8	13	10	4		5	4	44
Universidad Catolica, Santiago	7		11	10	7				2	30
Hospital Parroquial San Bernardo, San Bernardo	5				2	4	1	1	1	9
Hospital Clinico Universidad de Chile J.J. Aguirre, Santiago	5								1	1

**CANADA**

Children's & Women's Health Centre of BC, Vancouver	18	1	18	5	6	1	1			32
Mount Sinai, Toronto	16			5	7	2		6	2	22
IWK Health Centre, Halifax	11			1	5	2		1	4	13
Sunnybrook Health Sciences Centre, Toronto	10		4	1	1		2		2	10
Royal Alexandra, Edmonton	10		2	4	2	1			1	10
Lion's Gate, Vancouver	4		2	4	4					10
St Michael's, Toronto	7			2	4	1	1			8
Ottawa Hospital General Campus, Ottawa	10			1	1	1	3	1		7
Regina Health Region, Regina	8		3	3			1			7
Royal Columbian, New Westminster	7		2	3	1					6
St Paul's, Vancouver	4		2	4						6
Calgary Health Region - Foothills Hospital, Calgary	25				3			1		4
St Joseph's Health Centre, London	14								2	2
North Bay General, North Bay	2		1	1						2
Trillium Health Centre, Mississauga	10								2	2

**THE NETHERLANDS**

Atrium Medical Center, Heerlen	5		19	6	5	2	4	3	3	42
Academisch Ziekenhuis, Maastricht	3		12	16	7	2	3	1	1	42
Sint Lucas Andreas Ziekenhuis, Amsterdam	4		4	10	5		2	1	1	23

**DENMARK**

Aarhus University, Aarhus	12						3	6	5	14
Gentofte University Hospital, Hellerup	5							1	2	3

Annual Goal	Dec	Jan - Dec	Jan - Jun	Jul - Dec	Jan	Feb	Mar	Apr	Grand
	2004	2005	2006	2006	2007	2007	2007	2007	Total

**ISRAEL**

Meir Hospital, Kfar Saba	14		7	6	15	2		1		31
Edith Wolfson, Holon	9		7							7
Soroka, Beer Sheva	30			6	1					7
Ma'ayney Hayeshua Medical Center, Bnai Brak	15		3	2						5

**ARGENTINA**

Hospital Posadas, Buenos Aires	10		9	2	4		1		3	19
Ramon Carrillo, Santiago del Estero	16				6	1		2		9
Hospital Avellaneda, Tucuman	10		2	3					1	6
Hospital Alvarez, Buenos Aires	4					2	2	1		5
Hospital Penna, Bahia Blanca	7				2	1		1	1	5

**IRELAND**

Coombe Women's, Dublin	19		11	1	20	2		1		35
------------------------	----	--	----	---	----	---	--	---	--	----

**JORDAN**

Islamic, Amman	14		16	10	2			2	1	31
----------------	----	--	----	----	---	--	--	---	---	----

**SPAIN**

University of Barcelona Hospital Clinic, Barcelona	10		3	9	5		1	2	2	22
--	----	--	---	---	---	--	---	---	---	----

**USA**

University of Iowa, Iowa City	4		4	2	3	1		1		11
University of South Carolina, Columbia	6		3				1			4
Maricopa, Phoenix	10				1		1			2
New York University School of Medicine, New York	15					1				1

**ESTONIA**

Tartu University Clinics, Tartu	5			5	10	1			1	17
---------------------------------	---	--	--	---	----	---	--	--	---	----

**UK**

Bradford Royal Infirmary, Bradford	14			7	4				2	13
Royal Blackburn Hospital, Blackburn	9				3			1		4

**GERMANY**

Charite Universitätsklinikum, Berlin	9		5	4	4				3	16
--------------------------------------	---	--	---	---	---	--	--	--	---	----

**EGYPT**

Assiut University Hospital, Assiut	20		5	8	2		1			16
------------------------------------	----	--	---	---	---	--	---	--	--	----

**POLAND**

Medical University of Gdansk, Gdansk	5			3						3
--------------------------------------	---	--	--	---	--	--	--	--	--	---

**PORTUGAL**

Distrital de Faro, Faro	7			3						3
-------------------------	---	--	--	---	--	--	--	--	--	---

**BRAZIL**

ISCMPA-Maternidade Mario Totta, Porto Alegre	12			1						1
--	----	--	--	---	--	--	--	--	--	---

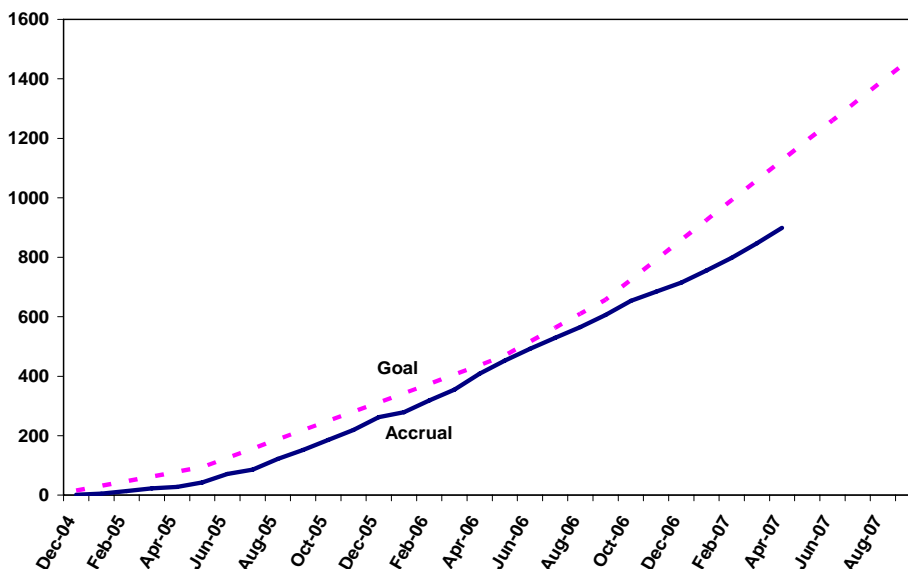
**HUNGARY**

University of Debrecen, Debrecen	7			1						1
----------------------------------	---	--	--	---	--	--	--	--	--	---


Centres awaiting first patient: [COUNTRY: Hospital, City (annual goal)] [month/year start-up package sent]

**AUSTRALIA:** West Gippsland Healthcare Group, *Warragul* (2) [03/05]; **POLAND:** Polish Mother's Memorial, *Lodz* (9) [03/05]; **ARGENTINA:** Hospital Durand, *Buenos Aires* (5) [03/07]; **THE NETHERLANDS:** TNO Prevention and Health, *Leiden* (4) [11/05]; **OMAN:** Khoula Hospital, *Muscat* (10) [11/06]; **UK:** Nottingham City, *Nottingham* (15) [04/07]

**EECV2 Recruitment Graph**




## Special Recognition to centres who have met their Annual Recruitment Goal recently:



- Dr Nestor N Demianczuk and Dr Elizabeth Penttinen, Royal Alexandra, *Edmonton*, CANADA
- Dr Barbara Parish and Ms Cora Fanning, IWK Health Centre, *Halifax*, CANADA
- Dr Elaine Herer and Ms Karen McLean, Sunnybrook Health Sciences Centre, *Toronto*, CANADA
- Dr Penelope Sheehan, Royal Women's, *Carlton*, AUSTRALIA
- Dr Alec Welsh and Ms Hala Phipps, Royal Prince Alfred, *Sydney*, AUSTRALIA
- Dr Lone Hvidman, Aarhus University, *Aarhus*, DENMARK
- Dr Frans JME Roumen and Dr Mijntje Pieters, Atrium Medical Center, *Heerlen*, THE NETHERLANDS
- Dr Frans Smits and Dr Florian ten Cate, Academisch Ziekenhuis, *Maastricht*, THE NETHERLANDS

## EECV2 in Australia



We would also like to thank our colleagues “down under” for an excellent visit to Australia. It was such a pleasure to see our colleagues in their own centres and to meet the larger local teams involved in the EECV2 Trial. We are pleased to report that the data monitoring at each of our collaborating sites went very well. We were very impressed with the local organization and quality of data collection at all of the centres.

Some of our trip highlights included observing a patient being randomised into the trial by one of our trial coordinators and being present while one of our investigators performed an ECV! Our collaborators' dinner meeting in Melbourne was also highly successful and generated some excellent discussion. We will share some of the recruiting ideas in the future newsletters!

### Try this!

One of our coordinators shared this suggestion for when you distribute the monthly newsletters to recruiting physicians or midwives: include the inclusion and exclusion criteria for the study. This way, your colleagues can have a very brief reminder of who is eligible for the EECV2 study – every month! If you would like a template of the inclusion/exclusion criteria for the EECV2 study for your next newsletter, just contact us at [eecv2@sw.ca](mailto:eecv2@sw.ca).

## EECV2 out and about ...

This month Eileen also visited Markham-Stouffville Hospital in Markham, Canada to present Rounds – we hope that they will be joining the trial soon as an active centre!

