



# BULLETIN

Volume 4 Issue 8

August 2007

Web: [www.utoronto.ca/miru/eecv2](http://www.utoronto.ca/miru/eecv2)

Coordinating Centre,  
University of Toronto MIRU  
90 Bay Street, 7<sup>th</sup> Floor, Toronto ON  
Canada M5G 1N8


FAX: 416-351-3771  
TEL: 416-351-3787  
Email: [eecv2@sw.ca](mailto:eecv2@sw.ca)

## OVERALL TOTAL: 1094

### TOTAL FOR THIS MONTH: 47

### Second Interim Analysis

We still need 44 cases returned before we can conduct the second interim analysis. If you have overdue booklets or any outstanding queries, please complete and mail them as soon as possible. We greatly appreciate your cooperation and look forward to having all 900 cases returned and clean for the second interim analysis very soon.



### Recruitment Excellence!

This month we are recognizing centres with their **first** recruit – Congratulations to:



- Ms Carol McCormick, Nottingham City Hospital, *Nottingham*, UK
- Mr Andrea Galimberti, Royal Hallamshire Hospital, *Sheffield*, UK
- Miss Janet L Cresswell, Chesterfield Royal Hospital, *Chesterfield*, UK

### EECV2 Pictures



Do you have a great picture of you and your EECV2 colleagues promoting the trial at your centre? Please send it to us at [eecv2@sw.ca](mailto:eecv2@sw.ca). We would love to see it and share your picture with your colleagues around the world to help motivate the whole EECV2 team in the remaining months. We look forward to seeing you soon!

**Quote of the Month**

*"I can't do it" never yet accomplished anything; "I will try" has performed wonders.*

~ **George P. Burnham**

# Recruitment

(planned enrolment of 1460)  
as of August 31, 2007

Annual Goal	Dec	Jan - Dec	Jan - Jun	Jul - Dec	Jan - May	June	July	Aug	Grand
	2004	2005	2006	2006	2007	2007	2007	2007	Total

**COUNTRY**

AUSTRALIA	74		67	47	57	45	9	12	9	246
CHILE	53		50	44	33	40	9	7	11	194
CANADA	164	1	34	34	34	48	15	6	7	179
THE NETHERLANDS	12		35	32	17	23	3	4	1	115
ARGENTINA	52		11	5	12	23	3	4	6	64
ISRAEL	68		17	14	16	3		1		51
IRELAND	19		11	1	20	3				35
JORDAN	14		16	10	2	3	1		3	35
SPAIN	10		3	9	5	9	3			29
UK	60			7	7	6	1	1	5	27
DENMARK	17					24	1	1		26
ESTONIA	5			5	10	4	1		3	23
USA	35		7	2	4	5	1			19
GERMANY	9		5	4	4	3	1			17
EGYPT	20		5	8	2	1				16
OMAN	10					1	2	4	2	9
POLAND	5			3		1				4
PORTUGAL	7			3						3
HUNGARY	7			1						1
BRAZIL	12			1						1
<b>Total</b>	<b>653</b>	<b>1</b>	<b>261</b>	<b>230</b>	<b>223</b>	<b>242</b>	<b>50</b>	<b>40</b>	<b>47</b>	<b>1094</b>

**CENTRES BY COUNTRY**

(Shaded area is prior to start-up)

**AUSTRALIA**

Box Hill Hospital, Box Hill	5		27	15	16	12	2	6	4	82
Ipswich Hospital, Ipswich	5			9	14	11	3	2	2	41
Royal Prince Alfred Hospital, Sydney	9		9	11	11	9				40
St George Hospital, Sydney	6		8	4	5	8	2	2	1	30
Toowoomba Base Hospital, Toowoomba	3		18	3	3					24
The Royal Women's Hospital, Carlton	11		4	2	3	2	1		2	14
Royal North Shore Hospital, St Leonards	10			3	4	2	1			10
Townsville Hospital, Townsville	5		1		1	1				3
Mater Mothers' Hospital, Brisbane	20							2		2

**CHILE**

Hospital Padre Hurtado, Santiago	17		31	21	14	12	2	4	3	87
Hospital Clinico San Borja Arriaran, Santiago	19		8	13	10	15	3	3	6	58
Universidad Catolica, Santiago	7		11	10	7	2	1		2	33
Hospital Parroquial de San Bernardo, San Bernardo	5				2	10	2			14
Hospital Clinico Universidad de Chile J.J. Aguirre, Santiago	5					1	1			2

**CANADA**

Children's & Women's Health Centre of BC, Vancouver	18	1	18	5	6	2	1	1		34
Mount Sinai Hospital, Toronto	16			5	7	11	1	2	1	27
IWK Health Centre, Halifax	11			1	5	9	2		1	18
Trillium Health Centre, Mississauga	10					5	7	1		13
Lions Gate Hospital, Vancouver	4		2	4	4			1		11
Sunnybrook Health Sciences Centre, Toronto	10		4	1	1	4				10
Royal Columbian Hospital, New Westminster	7		2	3	1	1	3			10
Royal Alexandra Hospital, Edmonton	10		2	4	2	2				10
St Michael's Hospital, Toronto	7			2	4	2			1	9
Ottawa Hospital General Division, Ottawa	10			1	1	5				7
Regina General Hospital, Regina	8		3	3		1				7
Calgary Health Region - Foothills Hospital, Calgary	25				3	1	1		1	6
St Paul's Hospital, Vancouver	4		2	4						6
St Joseph's Health Centre, London	14					5				5
North Bay General Hospital, North Bay	2		1	1					1	3
McMaster University Medical Centre, Hamilton	8							1	2	3

**THE NETHERLANDS**

Atrium Medical Center, Heerlen	5		19	6	5	12	2	2		46
Academisch Ziekenhuis Maastricht, Maastricht	3		12	16	7	7	1	2		45
Sint Lucas Andreas Ziekenhuis, Amsterdam	4		4	10	5	4			1	24

Annual Goal	Dec	Jan - Dec	Jan - Jun	Jul - Dec	Jan - May	June	July	Aug	Grand Total
	2004	2005	2006	2006	2007	2007	2007	2007	

**ARGENTINA**

Hospital Posadas, Buenos Aires	10		9	2	4	6		1	1	23
Hospital Ramon Carrillo, Santiago del Estero	16				6	6	2		1	15
Hospital Penna, Bahia Blanca	7				2	3	1	1	3	10
Hospital Avellaneda, Tucuman	10		2	3		2				7
Hospital Alvarez, Buenos Aires	4					6				6
Hospital Durand, Buenos Aires	5							2	1	3

**ISRAEL**

Meir Medical Center, Kfar-Saba	14		7	6	15	3		1		32
Soroka Medical Center, Beer Sheva	30			6	1					7
Edith Wolfson Medical Center, Holon	9		7							7
Ma'aynev HaYeshua Medical Center, Bnai Brak	15		3	2						5

**IRELAND**

Coombe Women's Hospital, Dublin	19		11	1	20	3				35
---------------------------------	----	--	----	---	----	---	--	--	--	----

**JORDAN**

Islamic Hospital, Amman	14		16	10	2	3	1		3	35
-------------------------	----	--	----	----	---	---	---	--	---	----

**SPAIN**

Hospital Clinic-University of Barcelona, Barcelona	10		3	9	5	9	3			29
--	----	--	---	---	---	---	---	--	--	----

**UK**

Bradford Royal Infirmary, Bradford	14			7	4	2		1		14
Royal Blackburn Hospital, Blackburn	9				3	4	1		1	9
Chesterfield Royal Hospital, Chesterfield	7								2	2
Nottingham City Hospital, Nottingham	15								1	1
Royal Hallamshire Hospital, Sheffield	15								1	1

**DENMARK**

Aarhus University Hospital, Aarhus	12					18	1			19
Gentofte University Hospital, Hellerup	5					6		1		7

**ESTONIA**

Tartu University Hospital-Women's Clinic, Tartu	5			5	10	4	1		3	23
---	---	--	--	---	----	---	---	--	---	----

**USA**

University of Iowa Hospitals and Clinics, Iowa City	4		4	2	3	2				11
University of South Carolina, Columbia	6		3			1				4
Maricopa Medical Center, Phoenix	10				1	1				2
New York University School of Medicine, New York	15					1	1			2

**GERMANY**

CUB-Virchow Klinikum, Berlin	9		5	4	4	3	1			17
------------------------------	---	--	---	---	---	---	---	--	--	----

**EGYPT**

Assiut University Hospital, Assiut	20		5	8	2	1				16
------------------------------------	----	--	---	---	---	---	--	--	--	----

**OMAN**

Khoula Hospital, Muscat	10					1	2	4	2	9
-------------------------	----	--	--	--	--	---	---	---	---	---

**POLAND**

Medical University of Gdansk, Gdansk	5			3		1				4
--------------------------------------	---	--	--	---	--	---	--	--	--	---

**PORTUGAL**

Hospital Distrital de Faro, Faro	7			3						3
----------------------------------	---	--	--	---	--	--	--	--	--	---

**BRAZIL**

ISCMPA-Maternidade Mario Totta, Porto Alegre	12			1						1
--	----	--	--	---	--	--	--	--	--	---

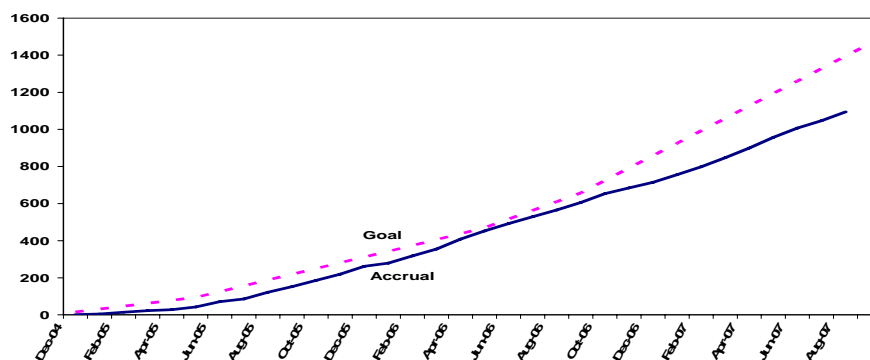
**HUNGARY**

University of Debrecen, Debrecen	7			1						1
----------------------------------	---	--	--	---	--	--	--	--	--	---


Centres awaiting first patient: [COUNTRY: Hospital, City (annual goal)] [month/year start-up package sent]

**AUSTRALIA:** West Gippsland Healthcare Group, *Warragul* (2) [03/05]; **POLAND:** Polish Mother's Memorial, *Lodz* (9) [03/05]; **THE NETHERLANDS:** TNO Prevention and Health, *Leiden* (4) [11/05]; **CANADA:** Markham Stouffville Hospital, *Markham* (7) [06/07]

EECV2 Recruitment Graph



## Special Recognition to centres who have met their Annual Recruitment Goal recently:



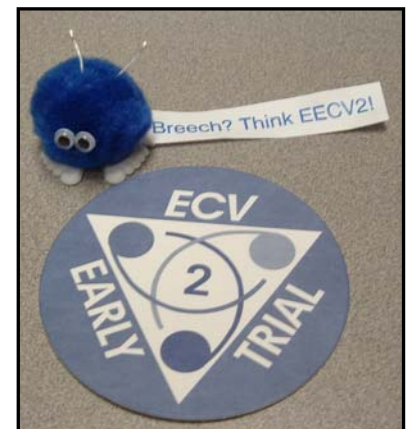
- Mrs Catharina Schram and Ms Vivien Heyes, Royal Blackburn Hospital, *Blackburn*, UK
- Dr Greg K Davis and Ms Lynne Roberts, St George Hospital, *Sydney*, AUSTRALIA
- Dr John R Neil and Ms Joanne Baumgartner, Box Hill Hospital, *Box Hill*, AUSTRALIA
- Prof Kassam Mahomed, Ipswich Hospital, *Ipswich*, AUSTRALIA
- Dr Jaime Saez, Hospital Clinico San Borja, *Santiago*, CHILE
- Dr Jorge Carrillo, Hospital Padre Hurtado, *Santiago*, CHILE
- Dr Marion Heres and Ms Elly Krabbendam, Sint Lucas Andreas Ziekenhuis, *Amsterdam*, THE NETHERLANDS

## New Promotional Items

The new EECV2 promotional items are fuzzy furkins and cool coasters! If you have not already received them, they will be arriving shortly. We have included some ideas on what to do with your new promotional items below:

### Coasters

- Bring all of your colleagues together for an update on how the EECV2 Trial is going in your unit and serve tea and coffee – on your new coasters!
- Drop off a cup of coffee or tea with a coaster to your favourite recruiters
- Leave a stack of coasters at your break room lunch or coffee table
- Use one at your own desk or workstation
- At your EECV2 Pizza parties put your water bottles or pop on coasters



### Furkins

- They're perfect for attaching to computer monitors – hand them out to all of your colleagues including those in the ultrasound department
- Put them in common break rooms or lunch rooms to remind everyone about the study
- Stick one where common notices for staff are posted
- Place them next to brochure stands to draw even more attention to the trial
- Have fun with them!

The count down is on – only 366 more women to recruit. Let's not coast to a stop!