



BULLETIN

Volume 3

Issue 5

May 2006

www.utoronto.ca/miru/eecv2

Clinical Coordinating Centre, CHli
4480 Oak Street, E414A, Vancouver BC
Canada V6H 3V4
TEL: 604-875-2345 ext. 5322
FAX: 604-875-3140
Email: eecv2@cw.bc.ca

Data Coordinating Centre, MIRU
790 Bay Street, 7th Floor, Toronto ON
Canada M5G 1N8
TEL: 416-351-3787
FAX: 416-351-3771
Email: eecv2@sw.ca

OVERALL TOTAL: 452

TOTAL FOR THIS MONTH: 43

*We're over 30% of the way to our
total recruitment goal!!*

Welcome to EECV2! Welcome to EECV2!

We are pleased to announce that two more sites have now joined us! We now have 53 collaborating centres! A very warm welcome goes out to:



- Dr Barbara Parish and Ms Cora Fanning at IWK Health Centre, *Halifax, CANADA*
- Dr Raul Abalos Gorostiaga and Dr Miguel Curioni at Ramon Carrillo Hospital, *Santiago del Estero, ARGENTINA*

We are pleased to have these new centres collaborating with us to help answer the very important question of best timing for ECV!

Special recognition to centres who have met their Annual Recruitment Goal recently:

- Dr Pedro Ferrand and Dr Jaime Saez at Clínico San Borja, *Santiago, CHILE*
- Dr Frans Smits and Dr Florian ten Cate at Academisch Ziekenhuis, *Maastricht, THE NETHERLANDS*
- Dr Fred Kirss and Dr Pille Vaas at Tartu Women's Clinic, *Tartu, ESTONIA*



Quote of the Month

To follow, without halt, one aim: There's the secret of success. ~ Anna Pavlova

Recruitment (planned enrolment of 1460) as of May 31, 2006

Annual Goal	Dec 2004	Jan - Jun 2005	Jul - Dec 2005	Jan - Feb 2006	Mar 2006	Apr 2006	May 2006	Grand Total
-------------	----------	----------------	----------------	----------------	----------	----------	----------	-------------

COUNTRY

COUNTRY	Annual Goal	Dec 2004	Jan - Jun 2005	Jul - Dec 2005	Jan - Feb 2006	Mar 2006	Apr 2006	May 2006	Grand Total
AUSTRALIA	54		17	50	7	8	12	13	107
CHILE	43		10	40	5	11	11	7	84
THE NETHERLANDS	12		11	24	12	4	6	4	61
CANADA	79	1	11	23	12	6	2	5	60
ISRAEL	68		8	9	5	1	1	5	29
JORDAN	14		6	10	4	3	1	2	26
ARGENTINA	20		5	6	2	2	1		16
IRELAND	19			11	1				12
EGYPT	20		1	4	3	1	3		12
SPAIN	10			3	1	3	3	1	11
USA	10		1	6		1	1		9
GERMANY	9			5		1		2	8
ESTONIA	5					1	2	2	5
UK	14				2		2		4
POLAND	5				1		2		3
PORTUGAL	7					1		2	3
BRAZIL	12				1				1
HUNGARY	7					1			1
Total	408	1	70	191	56	44	47	43	452

CENTRES BY COUNTRY

(Shaded area is prior to start-up)

AUSTRALIA

Centre	Annual Goal	Dec 2004	Jan - Jun 2005	Jul - Dec 2005	Jan - Feb 2006	Mar 2006	Apr 2006	May 2006	Grand Total
Box Hill, Box Hill	5		4	23	1	1	8	4	41
Toowoomba Base Hospital, Toowoomba	3		10	8	1			2	21
Royal Prince Alfred, Sydney	9		2	7	3	1	1	4	18
St George, Sydney	6		1	7		1	1	1	11
Ipswich Hospital, Ipswich	5				2	2	1	2	7
Royal Women's, Carlton	11			4		2			6
Royal North Shore Hospital, St Leonards	10					1	1		2
Townsville Hospital, Townsville	5			1					1

CHILE

Centre	Annual Goal	Dec 2004	Jan - Jun 2005	Jul - Dec 2005	Jan - Feb 2006	Mar 2006	Apr 2006	May 2006	Grand Total
Padre Hurtado, Santiago	17		3	28	3	3	7	3	47
Clinico san Borja, Santiago	19		3	5	2	3	3	3	19
Universidad Catolica, Santiago	7		4	7		5	1	1	18

THE NETHERLANDS

Centre	Annual Goal	Dec 2004	Jan - Jun 2005	Jul - Dec 2005	Jan - Feb 2006	Mar 2006	Apr 2006	May 2006	Grand Total
Atrium Medical Centre, Heerlen	5		8	11	4		1		24
Academisch Ziekenhuis, Maastricht	3		3	9	5	1	2	4	24
Sint Lucas Andreas Ziekenhuis, Amsterdam	4			4	3	3	3		13

CANADA

Centre	Annual Goal	Dec 2004	Jan - Jun 2005	Jul - Dec 2005	Jan - Feb 2006	Mar 2006	Apr 2006	May 2006	Grand Total
Children's and Women's Health Centre of BC, Vancouver	18	1	9	9	3	2			24
Regina Health Region, Regina	8			3	2			1	6
St Paul's, Vancouver	4			2	2	2			6
Royal Alexandra, Edmonton	10			2	1	1	1	1	6
Royal Columbian, New Westminster	7			2	1			2	5
Sunnybrook & Women's College, Toronto	10		2	2					4
Lion's Gate, Vancouver	4			2	1		1		4
Mount Sinai, Toronto	16				1	1		1	3
North Bay General, North Bay	2			1	1				2

ISRAEL

Centre	Annual Goal	Dec 2004	Jan - Jun 2005	Jul - Dec 2005	Jan - Feb 2006	Mar 2006	Apr 2006	May 2006	Grand Total
Meir Hospital, Kfar Saba	14		3	4	3			2	12
Edith Wolfson, Holon	9		4	3					7
Soroka, Beer Sheva	30				2	1	1	2	6
Ma'ayney-Hayeshua, Bnai Brak	15		1	2				1	4

JORDAN

Centre	Annual Goal	Dec 2004	Jan - Jun 2005	Jul - Dec 2005	Jan - Feb 2006	Mar 2006	Apr 2006	May 2006	Grand Total
Islamic, Amman	14		6	10	4	3	1	2	26

ARGENTINA

Centre	Annual Goal	Dec 2004	Jan - Jun 2005	Jul - Dec 2005	Jan - Feb 2006	Mar 2006	Apr 2006	May 2006	Grand Total
Posadas, Buenos Aires	10		5	4	1		1		11
Hospital Avellaneda, Tucuman	10			2	1	2			5

Annual Goal	Dec	Jan - Jun	Jul - Dec	Jan - Feb	Mar	Apr	May	Grand
	2004	2005	2005	2006	2006	2006	2006	Total

IRELAND

Coombe Women's, Dublin	19		11	1				12
------------------------	----	--	----	---	--	--	--	----

EGYPT

Assiut University Hospital, Assiut	20	1	4	3	1	3		12
------------------------------------	----	---	---	---	---	---	--	----

SPAIN

University of Barcelona, Barcelona	10		3	1	3	3	1	11
------------------------------------	----	--	---	---	---	---	---	----

USA

University of Iowa, Iowa City	4	1	3		1	1		6
University of South Carolina, Columbia	6		3					3

GERMANY

Charite Universitatsklinikum, Berlin	9		5		1		2	8
--------------------------------------	---	--	---	--	---	--	---	---

ESTONIA

Tartu Women's Clinic, Tartu	5				1	2	2	5
-----------------------------	---	--	--	--	---	---	---	---

UK

Bradford Royal Infirmary, Bradford	14			2		2		4
------------------------------------	----	--	--	---	--	---	--	---

PORTUGAL

Distrital de Faro, Faro	7				1		2	3
-------------------------	---	--	--	--	---	--	---	---

POLAND

Medical University of Gdansk, Gdansk	5			1		2		3
--------------------------------------	---	--	--	---	--	---	--	---

HUNGARY

University of Debrecen, Debrecen	7				1			1
----------------------------------	---	--	--	--	---	--	--	---

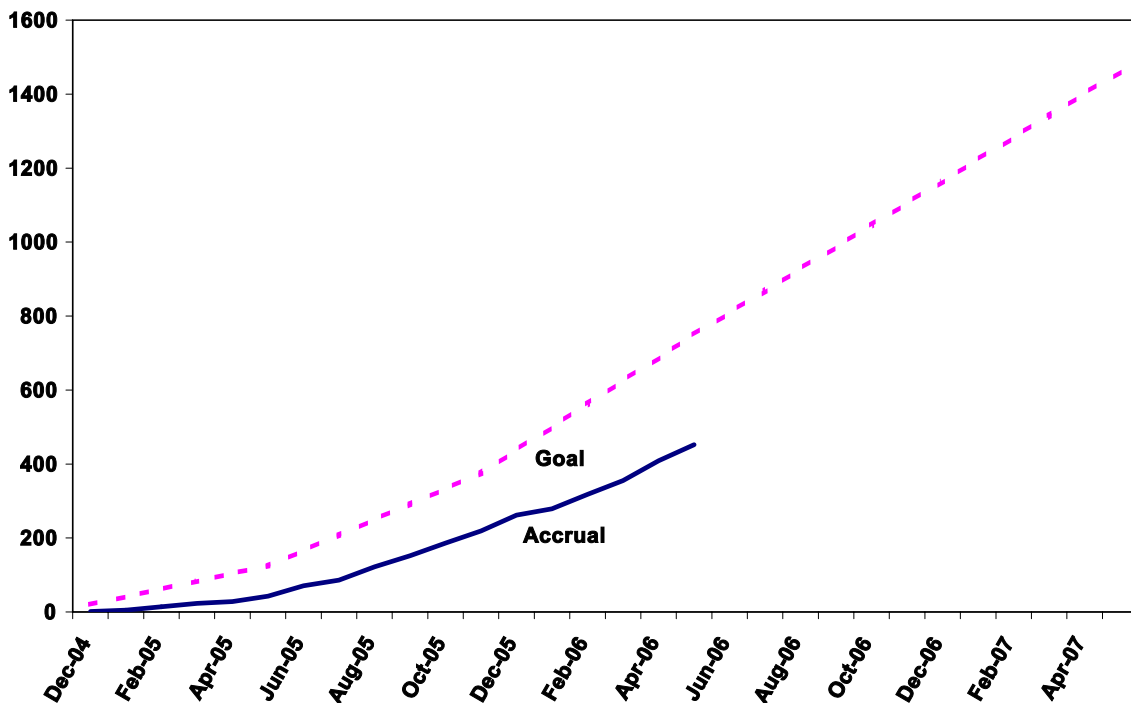
BRAZIL


ISCMPA-Maternidade Mario Totta, Porto Alegre	12			1				1
--	----	--	--	---	--	--	--	---

Centres awaiting first patient: [COUNTRY: Hospital, City (annual goal)] [month/year start-up package sent]

AUSTRALIA: West Gippsland Healthcare Group, *Warragul* (2) [03/05]; **USA:** Maricopa, *Phoenix* (10) [04/05]; **POLAND:** Polish Mother's Memorial, *Lodz* (9) [03/05]; **BRAZIL:** University of Campinas, *Campinas* (8) [04/05]; **ARGENTINA:** Hospital Ramos Mejia, *Buenos Aires* (6) [05/05], Ramon Carrillo, *Santiago del Estero* (16) [05/06]; **CANADA:** Ottawa Hospital – General Campus, *Ottawa* (10) [08/05], St Michael's Hospital, *Toronto* (7) [10/05], CRHA, *Calgary* (25) [10/05], IWK Health Centre, *Halifax* (11) [05/06]; **THE NETHERLANDS:** TNO Prevention and Health, *Leiden* (4) [11/05]

EECV2 Recruitment Graph






28-Day Follow-up...

The postpartum and neonatal outcome data for the mother and her infant can be collected immediately after discharge using the *Maternal* and *Neonatal Forms*. However, follow-up contact with the woman should be made at or after 28 days to confirm the health status of mother and baby. Any changes should be recorded on the data forms. If the data forms have already been forwarded to the Data Coordinating Centre, please contact the Data Coordinating Centre with the new information.

Mother's Study Questionnaire:

If the mother has written her responses in a language other than English, please be sure to translate them into English for us.



EECV2 in South America



We would like to thank our colleagues in Santiago, Chile and Buenos Aires, Argentina for an excellent visit to South America. It was such a pleasure to see our colleagues in their own centres and to meet the larger local teams involved in the EECV2 Trial. We are pleased to report that the data monitoring at each of our collaborating sites went very well. We were very impressed with the local organization and quality of data collection at all of the centres. The two collaborators' meetings were also highly successful and each meeting generated some excellent discussions. We will share some recruiting ideas in the upcoming newsletters. As well, we met colleagues from new sites in both Chile and Argentina and we hope that soon more of those centres will be participating in the EECV2 Trial.

Thank you to the Netherlands...



Many thanks to Dr Frans Roumen and Dr Mijntje Pieters (Atrium Medical Centre, *Heerlen*) who hosted the EECV2 poster at the Gynecongress in Nijmegen. Following the presentation, there has been interest from new centres and we hope that they may soon join us to participate in the study!

EECV2 out and about in North America...



This month Eileen also visited these participating centres: Maricopa, *Phoenix*; St Michael's, *Toronto* and Ottawa Hospital, *Ottawa*. As well she presented the EECV2 Trial at Rounds at Trillium Health Centre, *Mississauga* – we hope that they will be joining the trial soon.