


December 31, 2007
Volume 8, Issue 12

MACS news




Data Coordinating Centre:
MIRU
7th Floor, 790 Bay Street
Toronto ON Canada M5G 1N8
E-mail: macs@sw.ca; www.utoronto.ca/macs

18-24 MONTH FOLLOW-UP



81.0% complete follow-up for patients recruited in 2004
70.0% complete follow-up for patients recruited in 2005

Keep up the great work and continue to aim for 100% follow-up!



The babies of moms recruited in 2006 are now turning 18 months. Remember to keep in contact with these families for their follow-up appointments. Please book the appointments before the children turn 24 months!




We look forward to receiving the follow-up booklets of these last patients!



"It's the constant and determined effort that breaks down all resistance and sweeps away all obstacles." Claude M. Bristol

We hope everyone enjoyed the holiday season!



18-24 Month Follow-up of MACS Babies



The MACS 18-24 Month Follow-up is displayed in the following table.

Centres are listed according to the total number of recruits by country.

See below for the number of follow-up assessments performed by your centre!

Let's aim for 100% follow-up for 2003, 2004 & 2005!!

Follow-Up Status	2001		2002		2003		2004		2005		2006		Totals	
	# Recruited	# Complete Follow-Up	# Recruited	# Complete Follow-Up	# Recruited	# Complete Follow-Up	# Recruited	# Complete Follow-Up	# Recruited	# Complete Follow-Up	# Recruited	# Complete Follow-Up	# Recruited	# Complete Follow-Up
As of December 2007														
COUNTRY														
ARGENTINA					2	2	145	126	190	157	114	5	451	290
CANADA	29	29	67	63	66	64	68	59	60	37	52	3	342	255
POLAND			70	67	76	66	39	26	32	14	13		230	173
ISRAEL	20	20	50	44	56	51	57	37	32	18	8		223	170
CHILE			20	16	23	23	38	32	34	17	33	1	148	89
GERMANY			2	2	33	27	40	32	17	10	13	2	105	73
COLOMBIA							35	24	31	27	25	5	91	56
HUNGARY			17	16	14	14	11	9	3				45	39
USA	8	7	9	3	14	4	10	5	3	1	1		45	20
DENMARK	9	9	13	13	5	5	6	5	2				35	32
SWITZERLAND	3	3	6	6	8	7	5	5	3	3	2		27	24
BRAZIL					3	3	4	4			18		25	7
SPAIN					3	3	7	7	4	4	7		21	14
RUSSIA					1	1	10	10	1	1	6		18	12
JORDAN					12	12	3	3					15	15
BOLIVIA							8	8	1	1	5		14	9
THE NETHERLANDS					5	5	1	1	2	1	1		9	7
UK					1	1	3	3			4		8	4
CHINA							4	4					4	4
PERU									1		1		2	2
Total	69	68	254	230	322	288	494	400	416	291	303	16	1858	1293
			98.6%	90.6%			89.4%		81.0%		70.0%		5.3%	70%

CENTRES BY COUNTRY

(Shaded area is prior to start-up)

ARGENTINA

Hospital Penna, Bahia Blanca							71	68	95	81	38	4	204	153
Hospital Posadas, Buenos Aires					2	2	18	16	20	15	20		60	33
Hospital JR Vidal, Corrientes							8	4	21	14	15		44	18
Hospital Ramon Carrillo, Santiago del Estero							11	11	18	18	9		38	29
Hospital LC Lagomaggiore, Mendoza							15	13	14	11	4		33	24
Hospital Sarda, Buenos Aires							5	5	14	11	4	1	23	17
Hospital Angela Iglesia de Llano, Corrientes											18		18	
Hospital Italiano de Buenos Aires, Buenos Aires							7	7	8	7			15	14
Hospital JM Cullen, Santa Fe											6		6	
Hospital Ramos Mejia, Buenos Aires							5						5	
Hospital Italiano de La Plata, La Plata							3						3	
Hospital Fiorito, Avellaneda							2	2					2	2

CANADA

Mount Sinai Hospital, Toronto	9	9	18	15	11	10	22	15	17		12		89	49
Royal Alexandra Hospital, Edmonton	2	2	8	8	11	11	10	10	11	9	4	2	46	42
IWK Health Centre, Halifax			5	5	12	12	5	5	5	5	9		36	27
St Boniface General Hospital, Winnipeg			5	5	6	6	6	6	8	7	3		28	24
Royal University Hospital, Saskatoon	8	8	9	9	6	6	2	2	1	1			26	26
Regina General Hospital, Regina			5	5	1	1	4	4	5	5	11	1	26	16
CHUS Fleurimont, Sherbrooke	3	3	9	8	5	5	7	7	1	1			25	24
Children's & Women's Health Centre of BC, Vancouver	7	7	5	5	4	4	2	1	2	2	2		22	19
Sunnybrook Health Sciences Centre, Toronto			3	3	5	5			3	3	9		20	11
North Bay General Hospital, North Bay					5	4	7	6	4	2	1		17	12
Dr Everett Chalmers Regional Hospital, Fredericton							3	3	3	2	1		7	5

POLAND

Univ School of Medicine, Poznan			35	35	30	26	22	13	14	5	7		108	79
Polish Mothers Memorial Hospital, Lodz			21	19	19	16	8	6	14	8	4		66	49
Medical University of Gdansk, Gdansk			14	13	27	24	9	7	4	1	2		56	45

ISRAEL

HaEmek Medical Center, Afula			10	9	11	10	26	8	11	1			58	28
Rabin Medical Center, Petach Tikva	9	9	10	9	8	8	5	5	4	2	1		37	33
Edith Wolfson Medical Center, Holon			8	7	15	15	5	5	5	4	1		34	31
Ma'ayney HaYeshua Medical Center, Bnei Brak	7	7	1	1	9	9	5	5	7	6	3		32	28
Meir Medical Center, Kfar-Saba			3	2	5	2	11	10	4	4	3		26	18
Soroka Medical Center, Beer Sheva	1	1	12	11	1	1	1						15	13
Bnai Zion Medical Center, Haifa	3	3	3	3	5	4	1	1					12	11
Hadassah Medical Center - Ein Kerem, Jerusalem							3	3	1	1			4	4
Poriya Government Hospital, Tiberias			3	2									3	2
Sheba Medical Center, Ramat-Gan					2	2							2	2

CHILE

Hospital Dr Sotero del Rio, Puente Alto			16	12	12	12	27	24	16	11	21		92	59
Universidad Catolica, Santiago			4	4	11	11	6	6	5	5	7	1	33	27

Follow-Up Status	2001		2002		2003		2004		2005		2006		Totals	
	#Recruited	# Complete Follow-Up	#Recruited	# Complete Follow-Up	#Recruited	# Complete Follow-Up	#Recruited	# Complete Follow-Up	#Recruited	# Complete Follow-Up	#Recruited	# Complete Follow-Up	#Recruited	# Complete Follow-Up
As of December 2007														
Hospital Clinico San Borja Arriaran, Santiago							5	2	13	1	5		23	3

GERMANY

Klinikum Nurnberg Sud, Nurnberg			2	2	15	14	9	9	3	2	6		35	27
CUB - Benjamin Franklin, Berlin					10	8	3	1	3				16	9
University Hospital Geissen and Marburg GmbH, Marburg					2	2	6	5	4	2	2		14	9
Helios Klinikum, Erfurt							6	5	2	2	5	2	13	9
St Hedwig Hospital, Regensburg			2	2	2	2	4	4	1	1			7	7
University of Saarland, Homburg/Saar							4	4	1	1			5	5
Universitätsklinikum Leipzig, Leipzig					2		3						5	
Dr Horst-Schmidt-Kliniken, Wiesbaden							2	2	3	2			5	4
TU Munchen, Munich					1		2	2					3	2
MHH Hannover, Hannover					1	1							1	1
Bonn University, Bonn							1						1	

COLOMBIA

CEMIYA, Cali							35	24	25	22	25	5	85	51
Universidad del Norte, Barranquilla									6	5			6	5

USA

Montefiore Medical Center, Bronx	7	7	6	2	9	3	4	3	1				27	15
University of Illinois Medical Center of Chicago, Chicago							4	2	2	1	1		7	3
Bethesda North Hospital, Cincinnati			2	1	2		1						5	1
Baystate Health Systems, Springfield					2	1							2	1
Good Samaritan Hospital, Cincinnati			1		1								2	
Albany Medical Center, Albany	1												1	
Winthrop, Mineola							1						1	

HUNGARY

University of Debrecen, Debrecen			17	16	14	14	11	9	3				45	39
----------------------------------	--	--	----	----	----	----	----	---	---	--	--	--	----	----

DENMARK

Aarhus University Hospital, Aarhus	9	9	13	13	5	5	6	5	2				35	32
------------------------------------	---	---	----	----	---	---	---	---	---	--	--	--	----	----

SWITZERLAND

University Women's Hospital, Basel			2	2	8	7	3	3	1	1			14	13
CHU Vaudois, Lausanne	3	3	4	4			1	1	1	1			9	9
University Hospital, Zurich							1	1	1	1	2		4	2

BRAZIL

UFSC, Florianopolis											8		8	
Hospital Gerat, Caxias do Sul					3	3	4	4			1		8	7
Maternidade Escola da UFRJ, Rio de Janeiro											5		5	
Hospital Materno Infantil, Goiania											4		4	

SPAIN

Hospital Clinic-University of Barcelona, Barcelona					3	3	7	7	4	4	7		21	14
--	--	--	--	--	---	---	---	---	---	---	---	--	----	----

RUSSIA

Research Centre of Obs, Gyn & Perinatology, Moscow					1	1	7	7	1	1	6		15	9
Research Institute, Ivanovo							3	3					3	3

JORDAN

Islamic Hospital, Amman					12	12	3	3					15	15
-------------------------	--	--	--	--	----	----	---	---	--	--	--	--	----	----

BOLIVIA

Instituto de Salud Reproductiva/UDIME, Santa Cruz							8	8	1	1	5		14	9
---	--	--	--	--	--	--	---	---	---	---	---	--	----	---

THE NETHERLANDS

Academisch Ziekenhuis Maastricht, Maastricht					4	4	1	1	2	1	1		8	6
Atrium Medical Center, Heerlen					1	1							1	1

UK

Diana, Princess of Wales Hospital, Grimsby											4		4	
Queen Elizabeth Hospital, King's Lynn					1	1	1	1					2	2
Royal Free Hospital, London							2	2					2	2

CHINA

Peace Maternity, Shanghai							4	4					4	4
---------------------------	--	--	--	--	--	--	---	---	--	--	--	--	---	---

PERU

Hospital Nacional Cayetano Heredia, Lima									1		1		2	
--	--	--	--	--	--	--	--	--	---	--	---	--	---	--