


June 30, 2005
Volume 6, Issue 6

MACS news



Data Coordinating Centre:
MIRU
7th Floor, 790 Bay Street
Toronto ON Canada
M5G 1N8

Phone:
(1) 416-351-2530

Fax:
(1) 416-351-2531

E-mail:
macs@sw.ca

Website:
www.utoronto.ca/macs

Overall Total: 1368

Total this month: 37

MUGS THIS MONTH

The following centres are receiving MACS mugs for recruiting 5 or more women into the study:

Royal Alexandra (*Edmonton, CANADA*)
BC Women's (*Vancouver, CANADA*)
North Bay General (*North Bay, CANADA*)
Hospital Penna (*Bahia Blanca, ARGENTINA*)
Posadas (*Buenos Aires, ARGENTINA*)
Sotero del Rio (*Puente Alto, CHILE*)
University of Marburg (*Marburg, GERMANY*)
University Women's Hospital (*Homburg, GERMANY*)
CEMIYA (*Cali, COLOMBIA*)

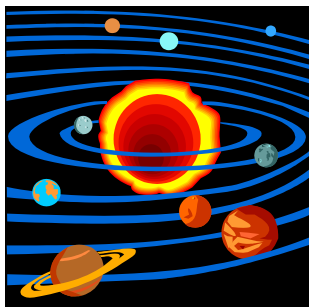



Also, mugs are going out to the following centres for reaching their annual goal for 2005. Great Job!!

- North Bay General (*North Bay, CANADA*)
- Hospital Italiano (*Buenos Aires, ARGENTINA*)

The June Solstice has just passed meaning we are half way through 2005! The following centres will get a MACS mug this month because they are also half way, or more, to their 2005 annual recruitment goal!

Royal Alexandra (*Edmonton, CANADA*)
Posadas (*Buenos Aires, ARGENTINA*)
Research Institute at PMMH (*Lodz, POLAND*)





WELCOME TO MACS!

A very warm welcome goes out to our newly active MACS centres:

- Dr. Carlos Alberto Arias at **Hospital JM Cullen** in *Santa Fe, Argentina*
- Dr. Luiza Schmaltz at **Hospital Materno Infantil**, in *Goiania, Brazil*

We look forward to working with you!

MEETINGS

On June 16 and 17th we met with our Brazilian collaborators for a fantastic meeting in Campinas, Brazil. We have a wonderful group of colleagues from **Boucatu, Campinas, Caxias do Sul, Curitiba, Florianopolis, Goiania, Jundiai, Natal, Porto Alegre, Recife** and **Rio de Janeiro** who are enthusiastic and committed to working with all of us on MACS!! Thank you once again for hosting us in Brazil!

On June 23rd we had a successful teleconference with our Canadian centres! Thank you to everyone who participated and shared strategies and enthusiasm for recruiting Canadian patients into MACS!

TOCOLYTICS AFTER RANDOMIZATION

Please remember: the *Maternal Data booklet, Question #3*, asks if the patient received tocolytics AFTER Randomization; whereas, the *Entry Data booklet, Question #24*, asks if the patient received tocolytics during the Last Two Weeks Prior to Randomization.

THIS MONTH'S REMINDER

There are still some 18-24 Month Follow-up booklets for patients recruited in 2002 that have not come back to us yet. Currently our 2002 follow-up is at 80.7%; let's try to match our incredible follow-up rate for 2001 which is a whopping 98.6%!



as of June 30, 2005

COUNTRY	Annual Goal	Apr - Dec 2001	Jan - Dec 2002	Jan - Dec 2003	Jan - Jun 2004	Jul - Dec 2004	Jan - Mar 2005	Apr 2005	May 2005	June 2005	Grand Total
CANADA	142	29	67	66	46	22	18	8	2	8	266
ARGENTINA	123			2	33	112	51	19	14	13	244
POLAND	37		70	76	17	22	9	4	6	1	205
ISRAEL	156	20	50	56	32	25	10	6	1	1	201
CHILE	61		20	23	23	15	10	3	3	4	101
GERMANY	73		2	33	23	17	6			4	85
COLOMBIA	27				17	18	9	2		3	49
HUNGARY	9		17	14	7	4			1	1	44
USA	37	8	9	14	5	5	1				42
DENMARK	15	9	13	5	3	3			1		34
SWITZERLAND	16	3	6	8	3	2	2			1	25
JORDAN	23			12	3						15
SPAIN	10			3	4	3	2		1	1	14
RUSSIAN FEDERATION	15			1	6	4		1			12
BOLIVIA	3					8	1				9
BRAZIL	5			3	4						7
THE NETHERLANDS	11			5	1						6
UK	14			1	1	2					4
CHINA	18				3	1					4
PERU	21						1				1
Total	816	69	254	322	231	263	120	43	29	37	1368

CENTRES BY COUNTRY

(Shaded area is prior to start-up)

CANADA

Mount Sinai, Toronto	23	9	18	11	16	6	7			1	68
Royal Alexandra, Edmonton	14	2	8	11	4	6	3	3	2	3	42
Royal University, Saskatoon	13	8	9	6		2					25
CHUS Fleurimont, Sherbrooke	10	3	9	5	6	1					24
IWK Health Centre, Halifax	16		5	12	3	2		1		1	24
St Boniface General, Winnipeg	13		5	6	6		2	1		1	21
BC Women's, Vancouver	24	7	5	4	1	1	1			1	20
North Bay General, North Bay	3			5	5	2	2			1	15
Regina General, Regina	10		5	1	3	1	1	2			13
Sunnybrook & Women's College, Toronto	12		3	5			1	1			10
Dr Everett Chalmers Regional, Fredericton	4				2	1	1				4

ARGENTINA

Hospital Penna, Bahia Blanca	10				18	53	26	12	10	6	125
Posadas, Buenos Aires	13			2	7	11	8			3	31
LC Lagomaggiore, Mendoza	26				3	12	2	3	1	1	22
Ramon Carrillo, Santiago del Estero	20					11	5	1			17
Hospital Italiano, Buenos Aires	6					7	5			1	13
Hospital Sarda, Buenos Aires	22				4	1	3	2	2	1	13
Hospital J.R. Vidal, Corrientes	13					8	2	1	1	1	13
Ramos Mejia, Buenos Aires	4					5					5
Hospital Italiano, La Plata	4				1	2					3
Hospital Fiorito, Avellaneda	5					2					2

POLAND

Univ School of Medicine, Poznan	18		35	30	5	17	4	1	1	1	94
Res Inst at Polish Mothers Memorial, Lodz	14		21	19	7	1	3	3	5		59
Med Univ of Gdansk, Gdansk	5		14	27	5	4	2				52

ISRAEL

Haemek, Afula	13		10	11	11	15	4	1			52
Rabin, Petach Tikva	26	9	10	8	3	2	1			1	34
Edith Wolfson, Holon	12		8	15	4	1		3			31
Ma'ayney Hayeshua, Bnei Brak	16	7	1	9	2	3	2		1		25
Meir, Kfar-Saba	18		3	5	10	1	3	1			23
Soroka, Beer Sheva	38	1	12	1		1					15
Bnai Zion, Haifa	13	3	3	5	1						12
Hadassah Ein Kerem, Jerusalem	13				1	2		1			4
Poriya Government, Tiberias	7		3								3
Centres that are no longer recruiting	0										2

CHILE

Sotero del Rio, Puente Alto	26		16	12	15	12	5	2	1	2	65
Universidad Catolica, Santiago	9		4	11	5	1		1			22
Hospital Clinico San Borja Arriaran, Santiago	26				3	2	5		2	2	14

Annual Goal	Apr - Dec 2001	Jan - Dec 2002	Jan - Dec 2003	Jan - Jun 2004	Jul - Dec 2004	Jan - Mar 2005	Apr 2005	May 2005	June 2005	Grand Total
-------------	----------------	----------------	----------------	----------------	----------------	----------------	----------	----------	-----------	-------------

GERMANY

Klinikum Nurnburg Sud, Nurnburg	15		2	15	6	3			1	27
Benjamin Franklin, Berlin	15			10	2	1	3			16
University of Marburg, Marburg	4			2	1	5	1		1	10
Helios Klinikum, Erfurt	5				3	3	1			7
St Hedwig Hospital, Regensburg	4			2	2	2	1			7
University of Leipzig, Leipzig	5			2	2	1				5
University Women's Hospital, Homburg	5				3	1			1	5
TU Munchen, Munchen	4			1	1	1				3
Dr Horst-Schmidt-Kliniken, Wiesbaden	8				2				1	3
Bonn University, Bonn	3				1					1
MHH Hannover, Hannover	5			1						1

COLOMBIA

CEMIYA, Cali	26				17	18	7	2		2	46
Universidad del Norte, Barranquilla	1						2			1	3

HUNGARY

University of Debrecen, Debrecen	9		17	14	7	4			1	1	44
----------------------------------	---	--	----	----	---	---	--	--	---	---	----

USA

Montefiore Medical Center, Bronx	13	7	6	9	2	2					26
University of Illinois, Chicago	8				1	3	1				5
Winthrop, Mineola	16				1						1
Centres that are no longer recruiting	0										10

DENMARK

Aarhus University, Aarhus	15	9	13	5	3	3			1		34
---------------------------	----	---	----	---	---	---	--	--	---	--	----

SWITZERLAND

University Women's Hospital, Basel	5		2	8	3		1				14
CHU Vaudois, Lausanne	5	3	4			1	1				9
University Hospital, Zurich	6					1				1	2

JORDAN

Islamic, Amman	23			12	3						15
----------------	----	--	--	----	---	--	--	--	--	--	----

SPAIN

UB Hospital Clinic, Barcelona	10			3	4	3	2		1	1	14
-------------------------------	----	--	--	---	---	---	---	--	---	---	----

RUSSIAN FEDERATION

Research Centre of Obs. Gyn & Perinatology, Moscow	5			1	6	1		1			9
Research Institute, Ivanovo	10					3					3

BOLIVIA

Instituto de Salud Reproductiva/UDIME, Santa Cruz	3					8	1				9
---------------------------------------------------	---	--	--	--	--	---	---	--	--	--	---

BRAZIL

Hospital Geral, Caxias do Sul	5			3	4						7
-------------------------------	---	--	--	---	---	--	--	--	--	--	---

THE NETHERLANDS

Academisch Ziekenhuis, Maastricht	5			4	1						5
Atrium, Heerlen	6			1							1

UK

Royal Free, London	9					2					2
The Queen Elizabeth Hospital, King's Lynn	5			1	1						2

CHINA

Peace Maternity, Shanghai	18				3	1					4
---------------------------	----	--	--	--	---	---	--	--	--	--	---

PERU

Hospital Nacional Cayetano Heredia, Lima	21						1				1
------------------------------------------	----	--	--	--	--	--	---	--	--	--	---

Centres awaiting first patient: [COUNTRY: Hospital, City (annual goal)] [month/year start-up package sent]

UK: Forth Park, Kirkcaldy (10) [10/03].



Quote of the Month:

Keep up the Good Work!

“That which we persist in doing becomes easier.”

Emerson

18-24 Month Follow-up of MACS Babies

The status of the MACS 18-24 Month Follow-up is displayed in the following table for centres that recruited patients. Centres are listed according to the total number of recruits by country and centre. See below for the number of follow-up assessments performed by your centre!



Let's aim for 100% follow-up for 2002!!

Follow-Up Status	2001		2002		2003		2004		2005		Totals	
	#Recruited	# Complete Follow-Up	#Recruited	# Complete Follow-Up	#Recruited	# Complete Follow-Up	#Recruited	# Complete Follow-Up	#Recruited	# Complete Follow-Up	#Recruited	# Complete Follow-Up
As of June 2005												
COUNTRY												
CANADA	29	29	67	60	66	26	68		36		266	115
ARGENTINA					2		145		97		244	
POLAND			70	67	76	40	39	1	20		205	108
ISRAEL	20	20	50	40	56	11	57		18		201	71
CHILE			20	16	23	8	38		20		101	24
GERMANY			2	1	33		40		10		85	1
COLOMBIA							35		14		49	
HUNGARY			17	1	14		11		2		44	1
USA	8	7	9	3	14		10		1		42	10
DENMARK	9	9	13	13	5		6		1		34	22
SWITZERLAND	3	3	6	4	8		5		3		25	7
JORDAN					12	1	3				15	1
SPAIN					3		7		4		14	
RUSSIAN FEDERATION					1		10		1		12	
BOLIVIA							8		1		9	
BRAZIL					3		4				7	
THE NETHERLANDS					5	1	1				6	1
UK					1		3				4	
CHINA							4				4	
PERU									1		1	
Total	69	68	254	205	322	87	494	1	229		1368	361
		98.6%		80.7%		27.0%		0.2%				26%

CENTRES BY COUNTRY

(Shaded area is prior to start-up)

CANADA

Mount Sinai, Toronto	9	9	18	14	11	3	22		8		68	26
Royal Alexandra, Edmonton	2	2	8	8	11	6	10		11		42	16
Royal University, Saskatoon	8	8	9	9	6	3	2				25	20
CHUS Fleurimont, Sherbrooke	3	3	9	8	5		7				24	11
IWK Health Centre, Halifax			5	5	12	3	5		2		24	8
St Boniface General, Winnipeg			5	5	6	2	6		4		21	7
BC Women's, Vancouver	7	7	5	5	4	4	2		2		20	16
North Bay General, North Bay					5		7		3		15	
Regina General, Regina			5	3	1		4		3		13	3
Sunnybrook & Women's College, Toronto			3	3	5	5			2		10	8
Dr Everett Chalmers Regional, Fredericton							3		1		4	

ARGENTINA

Hospital Penna, Bahia Blanca							71		54		125	
Posadas, Buenos Aires					2		18		11		31	
LC Lagomaggiore, Mendoza							15		7		22	
Ramon Carrillo, Santiago del Estero							11		6		17	
Hospital Italiano, Buenos Aires							7		6		13	
Hospital Sarda, Buenos Aires							5		8		13	
Hospital J.R. Vidal, Corrientes							8		5		13	
Ramos Mejia, Buenos Aires							5				5	
Hospital Italiano, La Plata							3				3	
Hospital Fiorito, Avellaneda							2				2	

POLAND

Univ School of Medicine, Poznan			35	35	30	12	22	1	7		94	48
Res Inst at Polish Mothers Memorial, Lodz			21	19	19	15	8		11		59	34
Med Univ of Gdansk, Gdansk			14	13	27	13	9		2		52	26

ISRAEL

Haemek, Afula			10	7	11		26		5		52	7
Rabin, Petach Tikva	9	9	10	8	8	4	5		2		34	21
Edith Wolfson, Holon			8	7	15	4	5		3		31	11
Ma'ayney Hayeshua, Bnei Brak	7	7	1	1	9		5		3		25	8
Meir, Kfar-Saba			3		5		11		4		23	
Soroka, Beer Sheva	1	1	12	12	1	1	1				15	14
Bnai Zion, Haifa	3	3	3	3	5	2	1				12	8
Hadassah Ein Kerem, Jerusalem							3		1		4	
Poriya Government, Tiberias			3	2							3	2
Sheba Medical Center, Ramat-Gan					2						2	

Follow-Up Status	2001		2002		2003		2004		2005		Totals	
	#Recruited	# Complete Follow-Up	#Recruited	# Complete Follow-Up	#Recruited	# Complete Follow-Up	#Recruited	# Complete Follow-Up	#Recruited	# Complete Follow-Up	#Recruited	# Complete Follow-Up
As of June 2005												

CHILE

Sotero del Rio, Puente Alto			16	12	12	3	27		10		65	15
Universidad Catolica, Santiago			4	4	11	5	6		1		22	9
Hospital Clinico San Borja Arriaran, Santiago							5		9		14	

GERMANY

Klinikum Nurnburg Sud, Nurnburg			2	1	15		9		1		27	1
Benjamin Franklin, Berlin					10		3		3		16	
University of Marburg, Marburg					2		6		2		10	
Helios Klinikum, Erfurt							6		1		7	
St Hedwig Hospital, Regensburg					2		4		1		7	
University Women's Hospital, Homburg							4		1		5	
University of Leipzig, Leipzig					2		3				5	
TU Munchen, Munchen					1		2				3	
Dr Horst-Schmidt-Kliniken, Wiesbaden							2		1		3	
Bonn University, Bonn							1				1	
MHH Hannover, Hannover					1						1	

COLOMBIA

CEMIYA, Cali							35		11		46	
Universidad del Norte, Barranquilla									3		3	

HUNGARY

University of Debrecen, Debrecen			17	1	14			11		2	44	1
----------------------------------	--	--	----	---	----	--	--	----	--	---	----	---

USA

Montefiore Medical Center, Bronx	7	7	6	2	9		4				26	9
University of Illinois, Chicago							4		1		5	
Bethesda, Cincinnati			2	1	2		1				5	1
Good Samaritan, Cincinnati			1		1						2	
Baystate Medical Center, Springfield					2						2	
Winthrop, Mineola							1				1	
Albany Medical Center, Albany	1										1	

DENMARK

Aarhus University, Aarhus	9	9	13	13	5		6		1		34	22
---------------------------	---	---	----	----	---	--	---	--	---	--	----	----

SWITZERLAND

University Women's Hospital, Basel			2		8		3		1		14	
CHU Vaudois, Lausanne	3	3	4	4			1		1		9	7
University Hospital, Zurich							1		1		2	

JORDAN

Islamic, Amman					12	1	3				15	1
----------------	--	--	--	--	----	---	---	--	--	--	----	---

SPAIN

UB Hospital Clinic, Barcelona					3		7		4		14	
-------------------------------	--	--	--	--	---	--	---	--	---	--	----	--

RUSSIAN FEDERATION

Research Centre of Obs, Gyn & Perinatology, Moscow					1		7		1		9	
Research Institute, Ivanovo							3				3	

BOLIVIA

Instituto de Salud Reproductiva/UDIME, Santa Cruz							8		1		9	
---------------------------------------------------	--	--	--	--	--	--	---	--	---	--	---	--

BRAZIL

Hospital Geral, Caxias do Sul					3		4				7	
-------------------------------	--	--	--	--	---	--	---	--	--	--	---	--

THE NETHERLANDS

Academisch Ziekenhuis, Maastricht					4		1				5	
Atrium, Heerlen					1	1					1	1

UK

Royal Free, London							2				2	
The Queen Elizabeth Hospital, King's Lynn					1		1				2	

CHINA

Peace Maternity, Shanghai							4				4	
---------------------------	--	--	--	--	--	--	---	--	--	--	---	--

PERU

Hospital Nacional Cayetano Heredia, Lima									1		1	
------------------------------------------	--	--	--	--	--	--	--	--	---	--	---	--