


June 30, 2003
Volume 4, Issue 6

MACS news



Data Coordinating Centre:
MIRU

7th Floor, 790 Bay Street
Toronto ON Canada
M5G 1N8

Phone:
(1) 416-351-2530

Fax:
(1) 416-351-2531

E-mail:
macs@sw.ca

Website:
www.utoronto.ca/macs

Overall Total: 495

Total this month: 29

We are just over $\frac{1}{4}$ of the way there!! Keep up the great work! -- *'There are no speed limits on the road to excellence'* - David W. Johnson




MUGS THIS MONTH

MACS mugs are on their way to the following, who have recruited 5 more women into the study:

Mount Sinai (Toronto, Canada), IWK Health Centre (Halifax, Canada), Medical University of Gdansk (Gdansk, Poland), Rabin (Petach Tikva, Israel), University of Debrecen (Debrecen, Hungary), Klinikum Nürnberg (Nürnberg, Germany)



This past month we have sent out invitations to the MACS Collaborators' meeting October 23-26th, 2003. We have already received many attendance forms and we look forward to seeing everyone in Toronto this October!!




Recruitment Tip:

Increasing awareness of the study along with consistent enthusiasm are very important in MACS and can be achieved through repeated communication with hospital and study staff. There are a number of ways to increase enthusiasm and remind staff of MACS:

- Verbal messages (about patients who may be eligible for MACS)
- Letters to obstetricians and GPs about MACS
- Giving Obstetric and Gynecologic rounds
- Giving out MACS mugs, gestational age wheels, pens, lanyards and any other MACS promotional item.
- Post MACS posters, newsletters & recruitment tables.

If you need any promotional items for your centre, please email Shelley at macs@sw.ca



MACS 2 year Follow-up:

If you find out that a family in MACS has moved out of the range of your hospital, please send us a fax or email with the new contact information. This will not only be important for the 2 year follow-up, but also for longer term follow-up.



This Month's Reminder:

When returning data booklets, please tear out the yellow sheets and return the white sheets with the original cover.



Recruitment

(Projected sample size of 1900 by December 2004)



as of June 30, 2003

Annual Goal	Apr - Dec 01	Jan - Jun 02	Jul - Dec 02	Jan - Mar 03	Apr 03	May 03	Jun 03	Grand Total
-------------	--------------	--------------	--------------	--------------	--------	--------	--------	-------------

COUNTRY

CANADA	138	29	31	36	14	6	3	10	129
POLAND	37		4	66	24	12	11	4	121
ISRAEL	143	20	22	28	14	2	5	7	98
CHILE	35			20	6	5	1	2	34
USA	60	8	3	6	8	3			28
DENMARK	15	9	7	6	2	1		1	26
HUNGARY	9		7	10	4	1	2	1	25
GERMANY	30			2	3	4	2	3	14
SWITZERLAND	10	3	4	2		1	2		12
JORDAN	23					4	1	1	6
THE NETHERLANDS	11				1	1			2
Total	511	69	78	176	76	40	27	29	495

CENTRES BY COUNTRY

(shaded area is prior to start-up)

CANADA									
Mount Sinai, Toronto	23	9	8	10	2			1	30
Royal University, Saskatoon	13	8	6	3	1	2	1		21
Royal Alexandra, Edmonton	14	2	3	5	3	1	1	2	17
Children's & Women's, Vancouver	24	7	2	3	1	1			14
CHUS (Fleurimont), Sherbrooke	10	3	6	3				2	14
IWK Health Centre, Halifax	16		3	2	3	1		3	12
Sunnybrook & Women's, Toronto	12			3	3		1	1	8
St Boniface General, Winnipeg	13		2	3	1			1	7
Regina General, Regina	10		1	4					5
North Bay General, North Bay	3					1			1

POLAND									
Univ School of Medicine, Poznan	18			35	12	2	2	1	52
Research Inst at PMMH, Lodz	14			21	7	4	5	1	38
Med University of Gdansk, Gdansk	5		4	10	5	6	4	2	31

ISRAEL									
Rabin, Petach Tikva	26	9	5	5	2		2	2	25
Edith Wolfson, Holon	12			8	4	1	2	2	17
Soroka, Beer Sheva	38	1	5	7	1				14
Haemek, Afula	13		6	4	3			1	14
Ma'ayne Hayeshua, Bnei Brak	16	7	1			1	1	2	12
Bnai Zion, Haifa	13	3	3		4				10
Poriya Government, Tiberias	7		1	2					3
Meir, Kfar-Saba	18		1	2					3



Recruitment

(Projected sample size of 1900 by December 2004)

Annual Goal	Apr - Dec	Jan - Jun	Jul - Dec	Jan - Mar	Apr	May	June	Grand Total
	01	02	02	03	03	03	03	

CHILE									
Sotero del Rio, Puente Alto	26			16	5			1	22
Universidad Católica, Santiago	9			4	1	5	1	1	12

USA									
Montefiore, Bronx	13	7	2	4	6	1			20
Bethesda, Cincinnati	13		1	1	1				3
Good Samaritan, Cincinnati	18			1	1				2
Baystate Medical Center, Springfield	16					2			2
Albany (No longer recruiting)	—	1							1

DENMARK									
Aarhus University, Aarhus	15	9	7	6	2	1		1	26

HUNGARY									
University of Debrecen, Debrecen	9		7	10	4	1	2	1	25

GERMANY									
Klinikum Nurnburg Sud, Nurnburg	15			2	3	2	1	3	11
Benjamin Franklin, Berlin	15					2	1		3

SWITZERLAND									
CHU Vaudois, Lausanne	5	3	3	1					7
Univ Women's Hospital, Basel	5		1	1		1	2		5

JORDAN									
Islamic, Amman	23					4	1	1	6

THE NETHERLANDS									
Atrium, Heerlen	6				1				1
Academisch Ziekenhuis, Maastricht	5					1			1

Centres awaiting first patient: [COUNTRY: Hospital, City (annual goal)] [month/year start-up package sent]

USA: Maricopa, *Phoenix* (11) [04/01]; Medical University of South Carolina, *Charleston* (7) [06/02]. **CHINA:** Peace Maternity, *Shanghai* (18) [02/03]. **GERMANY:** University of Marburg, *Marburg* (4) [04/03]; MHH Hannover, *Hannover* (5) [06/03].



Keep up the Good Work!

Quote of the Month:

"From what we get, we can make a living; what we give, however, makes a life."

- Arthur Ashe