


October 31, 2001
Volume 2, Issue 11

MACS news




Data Coordinating Centre
MIRU
7th Floor, 790 Bay Street
Toronto, ON Canada
M5G 1N8

Phone:
(1) 416-351-2530

Fax:
(1) 416-351-2531

E-mail:
kate.bassil@swchsc.on.ca

Website:
www.utoronto.ca/macs



Overall Total:54

Total this month: 7

Society for Maternal Fetal Medicine Conference:

Look out for MACS at the upcoming SMFM meeting, January 14-19, 2002 in New Orleans.

Kellie Murphy will be co-hosting a wine and cheese reception with Ron Wapner, the Principal Investigator of the NIH corticosteroid trial on Thursday, January 17 from 7-8:30 pm in the Rosedown Room 3rd Level.

This will be a great opportunity to socialize with other MACS collaborators and centres from the NIH trial.

If you are planning on attending please fill out the enclosed insert.

Mark your calendars and plan to join us!



Data Form Notes:

What is the time-span between the pre-study course of ACS and randomisation?

Women are only eligible for randomisation into MACS between 14-21 days after their pre-study course of ACS. Then immediately after randomisation the patients should be given their first dose of the MACS study drug.

For example, if a patient received her pre-study ACS on a Wednesday, then they should be randomised after 14 days which is two Wednesdays later.




How do I use the *Treatment and Offsite Treatment Forms*?

We must have a *Treatment Form* back for every patient. In order to keep our records complete, please also send the completed *Offsite Treatment Form* to the Data Coordinating Centre if it is used.

It is important that the treatment form is filled in completely, up to and including page 3. If the maximum number of possible treatments is not given, please fill out the 'N/A' boxes that correspond to these courses.

Dose X: : ● N/A
year month day 24 hour clock



Please accept our apologies if you have had trouble getting through to our randomisation line recently.

We have had some trouble with the phone lines in the past few weeks and are working to get this problem resolved as soon as possible.



Recruitment

as of October 31, 2001

Annual Goal	Apr - Jun	Jul - Sept	Oct	Nov	Dec	Grand Total
	01	01	01	01	01	

COUNTRY

(shaded area is prior to start-up)

COUNTRY	Annual Goal	Apr - Jun 01	Jul - Sept 01	Oct 01	Nov 01	Dec 01	Grand Total
CANADA	84	7	12	3			22
ISRAEL	93	5	7	2			14
USA	22	7		1			8
DENMARK	15	5	2				7
SWITZERLAND	5		2	1			3
Total	219	24	23	7			54

CENTRES BY COUNTRY

(shaded area is prior to start-up)

CANADA							
Children's & Women's, Vancouver	24	3	2	1			6
Mount Sinai, Toronto	23	2	3				5
Royal University, Saskatoon	13	1	5	2			8
CHUS (Fleurimont), Sherbrooke	10	1	1				2
Royal Alexandra, Edmonton	14		1				1

ISRAEL							
Ma'ayne Hayeshua, Bnei Brak	16	4		1			5
Rabin, Petach Tikva	26	1	4	1			6
Bnai Zion, Haifa	13		2				2
Soroka, Beer Sheva	38		1				1

USA							
Montefiore, Bronx	13	6		1			7
Albany Medical Center, Albany	9	1					1

DENMARK							
Aarhus University, Aarhus	15	5	2				7

SWITZERLAND							
CHU Vaudois, Lausanne	5		2	1			3

Centres awaiting first patient: [COUNTRY: Hospital, City (annual goal)] [month/year start-up package sent]

CANADA: Regina General, Regina (10) [07/01]. **ISRAEL:** Poriya Government, Tiberias (7) [05/01]; Meir, Kfar-Saba (18) [06/01]; Haemek, Afula (13) [07/01]. **USA:** Maricopa, Phoenix (11)[04/01]; University of New Mexico, Albuquerque (12)[10/01]. **THE NETHERLANDS:** Atrium, Heerlen (6) [07/01].