


September 30, 2008
Volume 9, Issue 9

MACS news



Data Coordinating Centre:
The Centre for Mother, Infant, and Child Research
7th Floor, 790 Bay Street
Toronto ON Canada M5G 1N8
E-mail: macs@sw.ca; www.cmicr.ca

18-24 MONTH FOLLOW-UP

Overall follow-up is now 84.1% complete

88.0% complete follow-up for patients recruited in 2005
60.1% complete follow-up for patients recruited in 2006



We have 2 months to go until all MACS children are 24 months corrected and all MACS follow-up data is DUE!

Keep up the great work! We are almost at the end!

October



Last MACS children
turn 2 years old



December



All data overdue
Send to DCC!



Analysis



18-24 Month Follow-up of MACS Babies

The MACS 18-24 Month Follow-up is displayed in the following table.

Centres are listed according to the total number of recruits by country.

See below for the number of follow-up assessments performed by your centre!

2 months to go! Let's aim for 100% follow-up for 2005 & 2006!!



Follow-Up Status	2001		2002		2003		2004		2005		2006		Totals	
	#Recruited	# Complete Follow-Up	#Recruited	# Complete Follow-Up	#Recruited	# Complete Follow-Up	#Recruited	# Complete Follow-Up	#Recruited	# Complete Follow-Up	#Recruited	# Complete Follow-Up	#Recruited	# Complete Follow-Up
As of September 2008														
COUNTRY														
ARGENTINA					2	2	145	127	190	178	114	78	451	385
CANADA	29	29	67	63	66	64	68	62	60	45	52	33	342	296
POLAND			70	68	76	67	39	31	32	29	13	3	230	198
ISRAEL	20	20	50	46	56	53	57	47	32	28	8	2	223	196
CHILE			20	16	23	23	38	35	34	31	33	23	148	128
GERMANY			2	2	33	27	40	32	17	11	13	11	105	83
COLOMBIA							35	24	31	29	25	13	91	66
HUNGARY			17	16	14	14	11	9	3				45	39
USA	8	7	9	3	14	4	10	5	3	2	1		45	21
DENMARK	9	9	13	13	5	5	6	5	2	2			35	34
SWITZERLAND	3	3	6	6	8	7	5	5	3	3	2	2	27	26
BRAZIL					3	3	4	4			18	2	25	9
SPAIN					3	3	7	7	4	4	7	6	21	20
RUSSIA					1	1	10	10	1	1	6	6	18	18
JORDAN					12	12	3	3					15	15
BOLIVIA							8	8	1	1	5		14	9
THE NETHERLANDS					5	5	1	1	2	1	1		9	7
UK					1	1	3	3			4	3	8	7
CHINA							4	4					4	4
PERU									1	1	1		2	1
Total	69	68	254	233	322	291	494	422	416	366	303	182	1858	1562
			98.6%	91.7%	90.4%		85.4%		88.0%		60.1%		84.1%	

CENTRES BY COUNTRY

(Shaded area is prior to start-up)

ARGENTINA

Hospital Penna, Bahia Blanca							71	69	95	90	38	29	204	188
Hospital Posadas, Buenos Aires					2	2	18	16	20	18	20	12	60	48
Hospital JR Vidal, Corrientes							8	4	21	18	15	3	44	25
Hospital Ramon Carrillo, Santiago del Estero							11	11	18	18	9	9	38	38
Hospital LC Lagomaggiore, Mendoza							15	13	14	14	4	4	33	31
Hospital Sarda, Buenos Aires							5	5	14	12	4	4	23	21
Hospital Angela Iglesia de Llano, Corrientes											18	12	18	12
Hospital Italiano de Buenos Aires, Buenos Aires							7	7	8	8			15	15
Hospital JM Cullen, Santa Fe											6	5	6	5
Hospital Ramos Mejia, Buenos Aires							5						5	
Hospital Italiano de La Plata, La Plata							3						3	
Hospital Fiorito, Avellaneda							2	2					2	2

CANADA

Mount Sinai Hospital, Toronto	9	9	18	15	11	10	22	18	17	5	12	2	89	59
Royal Alexandra Hospital, Edmonton	2	2	8	8	11	11	10	10	11	9	4	4	46	44
IWK Health Centre, Halifax			5	5	12	12	5	5	5	5	9	6	36	33
St Boniface General Hospital, Winnipeg			5	5	6	6	6	6	8	8	3	3	28	28
Royal University Hospital, Saskatoon	8	8	9	9	6	6	2	2	1	1			26	26
Regina General Hospital, Regina			5	5	1	1	4	4	5	5	11	6	26	21
CHUS Fleurimont, Sherbrooke	3	3	9	8	5	5	7	7	1	1			25	24
Children's & Women's Health Centre of BC, Vancouver	7	7	5	5	4	4	2	1	2	2	2	2	22	21
Sunnybrook Health Sciences Centre, Toronto			3	3	5	5			3	3	9	9	20	20
North Bay General Hospital, North Bay					5	4	7	6	4	3	1		17	13
Dr Everett Chalmers Regional Hospital, Fredericton							3	3	3	3	1	1	7	7

POLAND

Univ School of Medicine, Poznan			35	35	30	27	22	18	14	12	7		108	92
Polish Mothers Memorial Hospital, Lodz			21	20	19	16	8	6	14	13	4	2	66	57
Medical University of Gdansk, Gdansk			14	13	27	24	9	7	4	4	2	1	56	49

ISRAEL

HaEmek Medical Center, Afula			10	9	11	10	26	17	11	9			58	45
Rabin Medical Center, Petach Tikva	9	9	10	9	8	8	5	5	4	4	1	1	37	36
Edith Wolfson Medical Center, Holon			8	7	15	15	5	5	5	4	1	1	34	32
Ma'ayney HaYeshua Medical Center, Bnei Brak	7	7	1	1	9	9	5	5	7	6	3		32	28
Meir Medical Center, Kfar-Saba			3	3	5	3	11	10	4	4	3		26	20
Soroka Medical Center, Beer Sheva	1	1	12	12	1	1	1	1					15	15
Bnai Zion Medical Center, Haifa	3	3	3	3	5	5	1	1					12	12
Hadassah Medical Center - Ein Kerem, Jerusalem							3	3	1	1			4	4
Poriya Government Hospital, Tiberias			3	2									3	2
Sheba Medical Center, Ramat-Gan					2	2							2	2

CHILE

Hospital Dr Sotero del Rio, Puente Alto			16	12	12	12	27	24	16	15	21	11	92	74
Universidad Catolica, Santiago			4	4	11	11	6	6	5	5	7	7	33	33

Follow-Up Status	2001		2002		2003		2004		2005		2006		Totals	
	# Recruited	# Complete Follow-Up	# Recruited	# Complete Follow-Up	# Recruited	# Complete Follow-Up	# Recruited	# Complete Follow-Up	# Recruited	# Complete Follow-Up	# Recruited	# Complete Follow-Up	# Recruited	# Complete Follow-Up
As of September 2008														
Hospital Clinico San Borja Arriaran, Santiago							5	5	13	11	5	5	23	21
GERMANY														
Klinikum Nurnberg Sud, Nurnberg			2	2	15	14	9	9	3	2	6	5	35	32
CUB - Benjamin Franklin, Berlin					10	8	3	1	3				16	9
University Hospital Geissen and Marburg GmbH, Marburg					2	2	6	5	4	3	2	2	14	12
Helios Klinikum, Erfurt							6	5	2	2	5	4	13	11
St Hedwig Hospital, Regensburg					2	2	4	4	1	1			7	7
University of Saarland, Homburg/Saar							4	4	1	1			5	5
Universitätsklinikum Leipzig, Leipzig					2		3						5	
Dr Horst-Schmidt-Kliniken, Wiesbaden							2	2	3	2			5	4
TU Munchen, Munich					1		2	2					3	2
MHH Hannover, Hannover					1	1							1	1
Bonn University, Bonn							1						1	
COLOMBIA														
CEMIYA, Cali							35	24	25	24	25	13	85	61
Universidad del Norte, Barranquilla									6	5			6	5
USA														
Montefiore Medical Center, Bronx	7	7	6	2	9	3	4	3	1	1			27	16
University of Illinois Medical Center of Chicago, Chicago							4	2	2	1	1		7	3
Bethesda North Hospital, Cincinnati			2	1	2		1						5	1
Baystate Health Systems, Springfield					2	1							2	1
Good Samaritan Hospital, Cincinnati			1		1								2	
Albany Medical Center, Albany	1												1	
Winthrop, Mineola							1						1	
HUNGARY														
University of Debrecen, Debrecen			17	16	14	14	11	9	3				45	39
DENMARK														
Aarhus University Hospital, Aarhus	9	9	13	13	5	5	6	5	2	2			35	34
SWITZERLAND														
University Women's Hospital, Basel			2	2	8	7	3	3	1	1			14	13
CHU Vaudois, Lausanne	3	3	4	4			1	1	1	1			9	9
University Hospital, Zurich							1	1	1	1	2	2	4	4
BRAZIL														
UFSC, Florianopolis											8		8	
Hospital Geral, Caxias do Sul					3	3	4	4			1		8	7
Maternidade Escola da UFRJ, Rio de Janeiro											5	1	5	1
Hospital Materno Infantil, Goiania											4	1	4	1
SPAIN														
Hospital Clinic-University of Barcelona, Barcelona					3	3	7	7	4	4	7	6	21	20
RUSSIA														
Research Centre of Obs, Gyn & Perinatology, Moscow					1	1	7	7	1	1	6	6	15	15
Research Institute, Ivanovo							3	3					3	3
JORDAN														
Islamic Hospital, Amman					12	12	3	3					15	15
BOLIVIA														
Instituto de Salud Reproductiva/UDIME, Santa Cruz							8	8	1	1	5		14	9
THE NETHERLANDS														
Academisch Ziekenhuis Maastricht, Maastricht					4	4	1	1	2	1	1		8	6
Atrium Medical Center, Heerlen					1	1							1	1
UK														
Diana, Princess of Wales Hospital, Grimsby											4	3	4	3
Queen Elizabeth Hospital, King's Lynn					1	1	1	1					2	2
Royal Free Hospital, London							2	2					2	2
CHINA														
Peace Maternity, Shanghai							4	4					4	4
PERU														
Hospital Nacional Cayetano Heredia, Lima									1	1	1		2	1


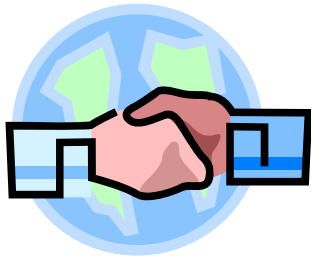
UPCOMING PRESENTATION



Kellie will be traveling to Brazil to present antenatal corticosteroids on October 17, 2008, at the International Symposium of Fetal Medicine of Rio de Janeiro.



If you are attending the meeting, please say hello to Kellie. She would love to see you!



"In the confrontation between the stream and the rock, the stream always wins - not through strength, but through persistence." *Buddha*

